



THE CATHOLIC ACADEMY
OF STAMFORD

2026-2027 Carpanzano (1C) First Grade Supply List

- 1 **Backpack** (Wheels are acceptable)-Labeled
- 1 **Lunch Box** with small dish towel/cloth for desk (both labeled)
- 1 Pair **Over the Ear Headphones** (NO earbuds)-Labeled
- 1 Change of **Shirt, Sweatpants, Socks, and Underwear** in a Ziploc-style bag (Labeled)
- 1 **ZIPPERED Pencil Case** (labeled)
- 2 Dozen (*Ticonderoga only*) #2 Pre-Sharpended **Pencils**
- 2 **Pen Pal Pencil Holders** (5/8" x 2 5/8")-available online, Walmart, office supply stores
- 3 Boxes **Crayola Crayons** (24 count only)-classic colors only
- 1 Box (8 or 10 pack) **Crayola Washable Markers-BROAD LINE**-classic colors
- 1 Box (8 or 10 pack) **Crayola Washable Markers-FINE LINE**-classic colors
- 1 pack Crayola pre-sharpened **Colored Pencils** (24 count only)
- 4 **JUMBO Elmer Glue Sticks** (white only)
- 1 pack **Pacon Tru-Ray Construction paper**: **Girls**-light blue, violet, & light pink; **Boys**-orange & yellow
- 1 pack of 4 Expo fine point **Magnetic Dry Erase Markers**
- 1 small **Magnetic Dry Eraser**
- 1 **Clear Ruler** -inches (labeled)
- 1 pair **blunt tip Fiskars Child Scissors** (labeled) for your child's writing hand
- 1 Paint **Smock/old shirt** (labeled)
- 6 large Boxes of **Tissues (no lotion)**
- 6 Packages of **Baby Wipes (NOT flushable toddler wipes)**
- 1 Container of **Disinfectant Wipes**
- 4 Rolls of **Paper Towels**
- 3 Large bottles of **Purell hand sanitizer**
- 3 **PLASTIC 2-pocket Folders-solid colors only-1 of each color**: yellow, green, purple
- 1 **PLASTIC 2-pocket Folder-solid blue color only for Music Class**-(Labeled)
- 1 **PLASTIC 2-pocket Folder-solid red color only for Spanish Class**- (Labeled)

Girls only:

- 1 Box of **each** Ziploc-style bags: quart **and** 1 gallon size
- 1 box disposable gloves
- 1 pkg of each: plastic spoons, large paper plates and bowls

Boys only:

- 1 box of **each** Ziploc-style bags: sandwich & 2 or 2.5 gallon sizes
- 1 Can Lysol Spray
- 1 pkg. of each: plastic forks, small paper plates and cups

2026-2027 First Grade Supply List
Mr. Mahony's First Grade

- 1 Backpack (Wheels are acceptable)
- 1 Lunch Box with small dish towel/cloth for desk (both labeled)
- 1 Pair *Over the Ear* headphones (No Earbuds)-labeled.
- 1 Change of underwear, sweatpants and socks in a Ziploc-style bag (labeled)
- 1 Dozen (**Ticonderoga only**) #2 Pre-sharpened pencils
- 3 Boxes Crayola Crayons (24 Count only, Classic Colors)
- 1 Super Stacker Plastic **Crayon** Holder Case for School (Amazon)
- 1 pack Crayola pre-sharpened Color Pencils (12 count only)
- 2 JUMBO Elmer's Glue Sticks (White only)
- 1 pack of 4 Expo Fine Point Dry Erase Markers
- 1 Small **magnetic** Dry Eraser
- 1 Ruler with both inches and centimeters (labeled)
- 1 pair blunt tip Child Scissors (labeled) for your child's writing hand
- 1 paint smock or old shirt
- 4 Plastic 2-pocket folders, solid colors only: **1 solid blue, labeled, only for Music; 1 solid red, labeled, only for Spanish.**
- 1 Pack of Metallic Sharpies for **Art Class.**

***To Be Donated in September/Last Names beginning A-M:**

- 4 Large Boxes of Tissues
- 4 packs of Baby Wipes
- 4 rolls of Paper Towels
- 1 box *each* size Ziploc-style Bags: snack, sandwich and 1 gallon.
- 1 pack of *Pacon* brand Construction Paper: red, yellow or green
- **NOTE: please DO NOT send in any pencil cases, zippered or boxes.**

***To Be Donated in January/Last Names beginning N-Z:**

- 4 Large Boxes of Tissues
- 4 packs of Baby Wipes
- 4 rolls of Paper Towels
- 1 box *each* size Ziploc-style Bags: sandwich, quart and 2.5 gallon.
- 1 pack *Pacon* Brand construction paper: blue, purple or pink.



THE CATHOLIC ACADEMY
OF STAMFORD

Dear Parents of Incoming First Graders,

Summer is a time of relaxation as well as an opportunity for your child to grow in reading and math skills in preparation for First Grade. This packet includes the reading, letter sound recognition, and math practice sheets for your child to complete over the summer and hand in to us on the first full day of the 2026-2027 school year. **It will count toward your child's report card.**

In addition to the worksheets, there is also a summer reading log as well as three mini book reports that your child must complete for three of the books they read this summer. To prepare for First Grade, please encourage your child to read often during the summer, preferably every day. Ask your child to retell the story to you in order (beginning, middle, and end). All books read may be recorded on the summer reading log.

The last page of this packet is a list of Kindergarten sight words. Sight (or Memory) words are words that cannot be sounded out and must be memorized. Therefore, to help your child become more familiar with and recognize these words independently while reading books, please review them together throughout the summer. You can find sight word games online to make it fun!

All of the pages in this packet are to be completed by your child with guidance from you, as needed. This will be their first step in becoming more self-sufficient, an important goal as they transition into First Grade. It is best for your child to work on the packet a few pages at a time spread out over several weeks as opposed to trying to complete them all at once. This will minimize the possibility of them feeling frustrated or overwhelmed.

Suggested Book Series

No Sweat Books/I Can Read Level 1

Pete the Cat
Fly Guy
Splat the Cat
Little Critters
Puppy Mudge
Biscuit
Elephant and Piggie

Challenging Books/I Can Read Level 2

Junie B. Jones
Henry and Mudge
Owl Diaries
Ready Freddy
Ivy and Bean
Frog and Toad
Magic Tree House

Thank you for your cooperation,
Mrs. Carpanzano and Mr. Mahony



Counting



Complete the chart.

1		3		
	7			10
			14	
	17			




C _ t



L _ p



C _ p



_ gg



D _ g






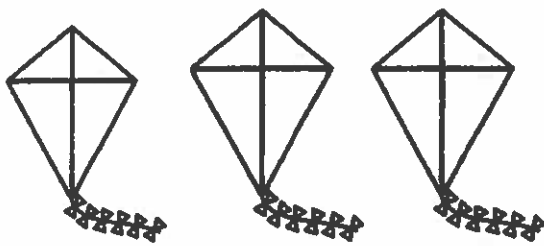


_ l _ phant



Comparing Quantities



Color the group that has more







Recognizing Numbers




Count and write how many


one	Two	Three	Four	Five
Six	Seven	Eight	Nine	Ten















Name _____

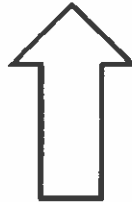
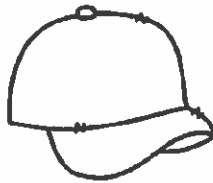
Beginning Sounds

Circle the pictures that begin with the same sound as the given letter.

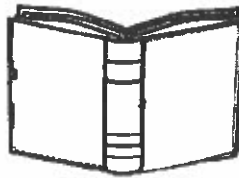
j



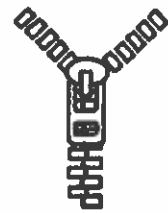
u



m





z



a



e



Name: _____

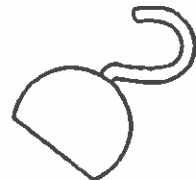

Beginning Sounds

Circle the pictures that begin with the same sound as the given letter.


f





b





r





n



i



v

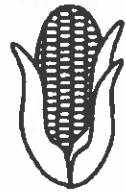



Name _____




Beginning Sounds

Circle the pictures that begin with the same sound as the given letter.



C



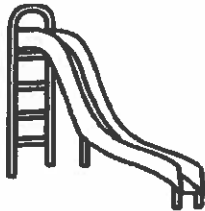
O




K



S



G



W

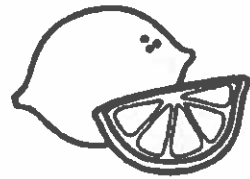


Name _____



Beginning Sounds

Circle the pictures that begin with the same sound as the given letter.

l




p



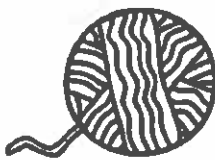
d






t



y




h




Name: _____

Beginning Sounds

Circle the letter that matches the beginning sound of the picture.



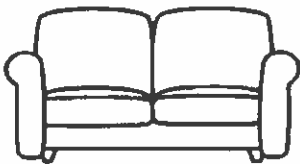
r t n



g f c



l h p




z o c



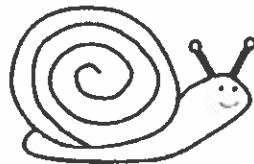
p d b



d p w




f g r




c s a



c d f



r w j




f t r




y n r

Summer Reading Log

1.	9.
2.	10.
3.	11.
4.	12.
5.	13.
6.	14.
7.	15.
8.	16.

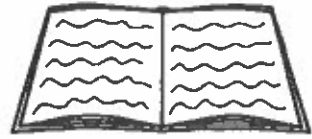


Name: _____



Book Title:

Author:



Illustrator:



Draw And Write About Your Favorite Part:

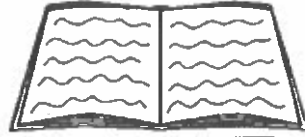
Large empty rectangular box for drawing.

Name: _____



Book Title:

Author:



Illustrator:



Draw And Write About Your Favorite Part:

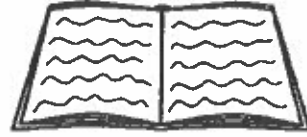
Large empty rectangular box for drawing and writing.

Name: _____



Book Title:

Author:



Illustrator:




Draw And Write About Your Favorite Part:

Large empty rectangular box for drawing.

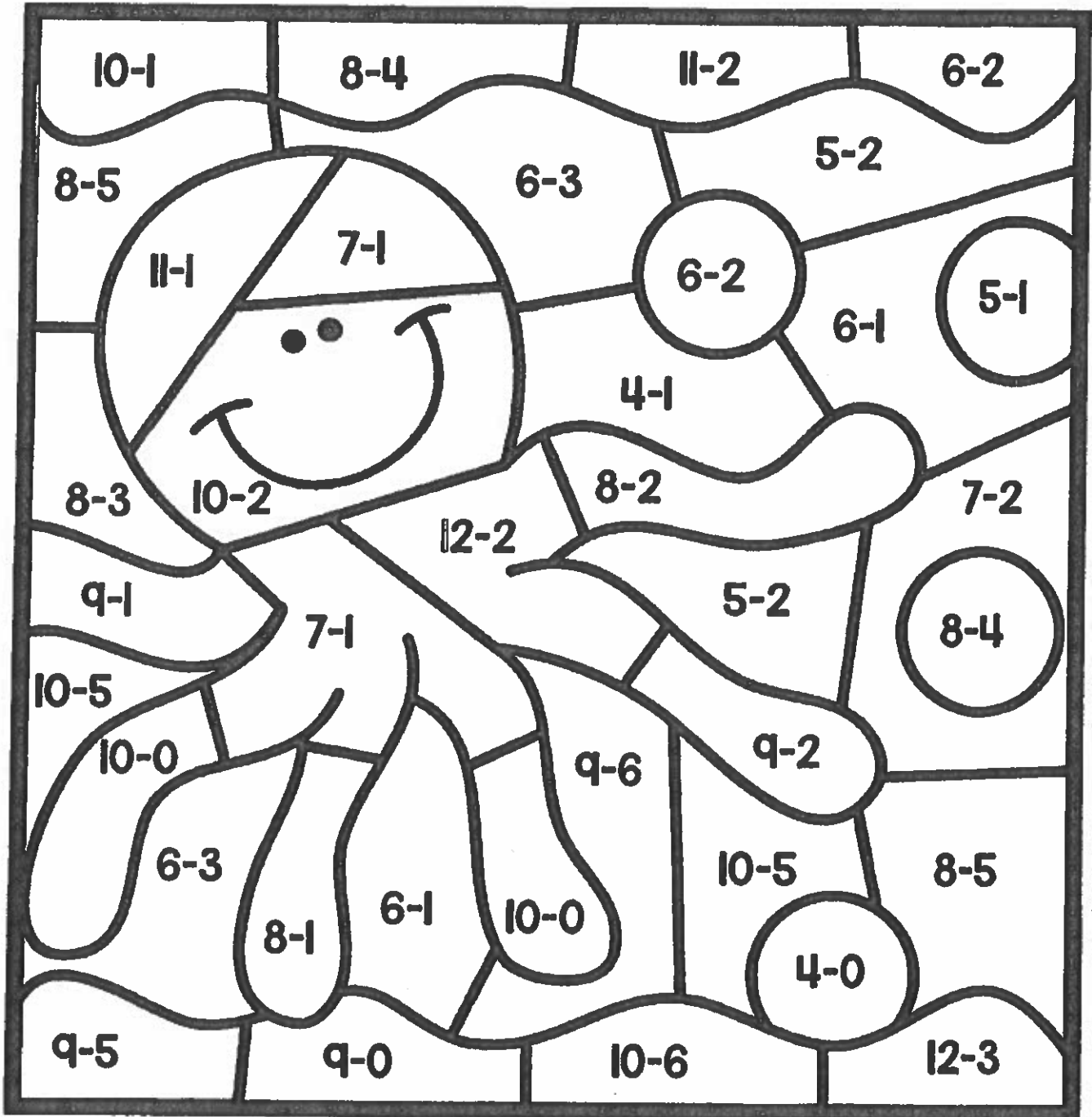
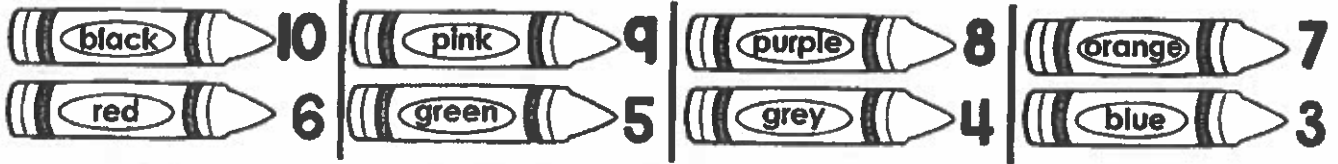
Color by Difference

Name: _____



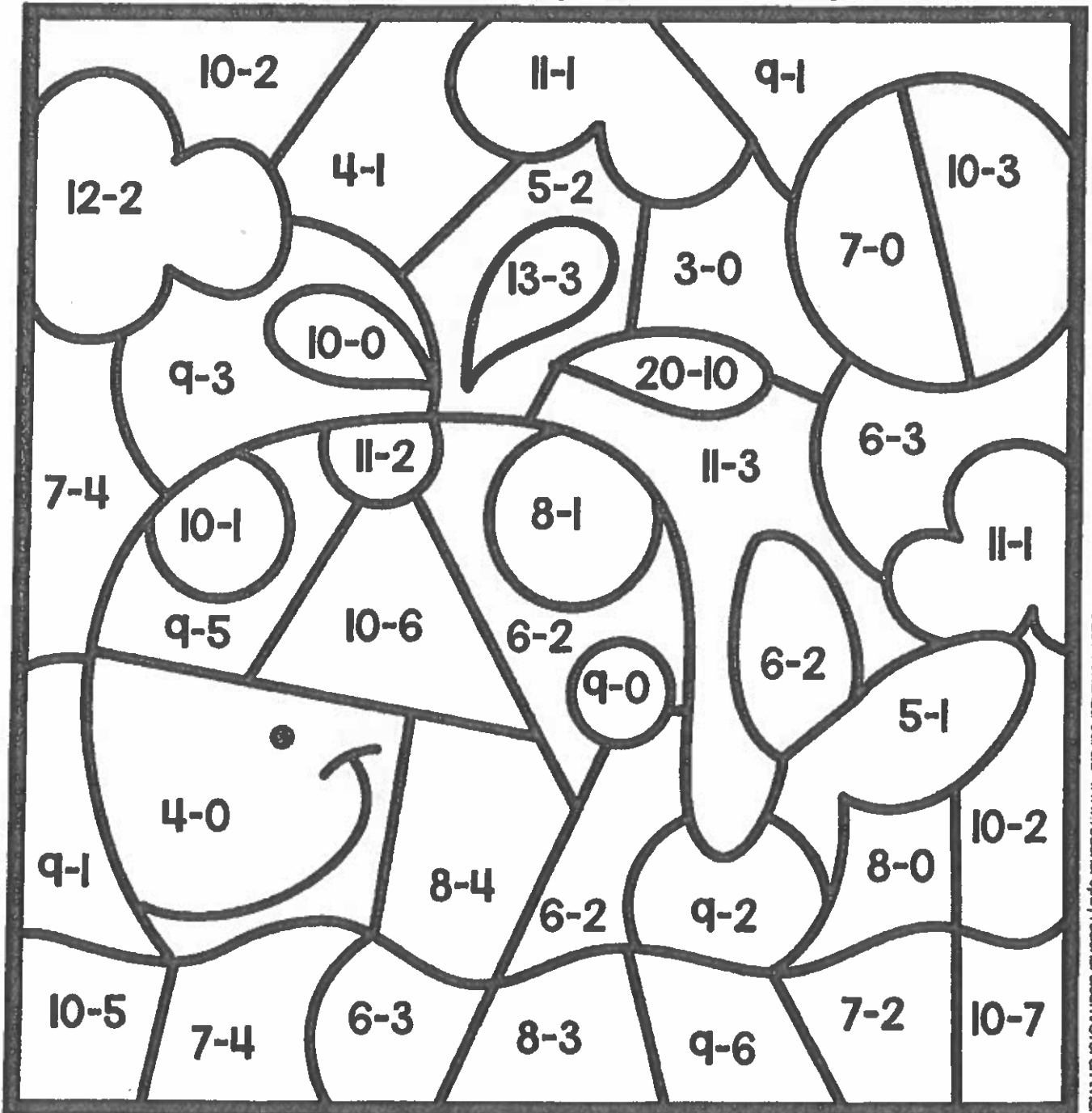
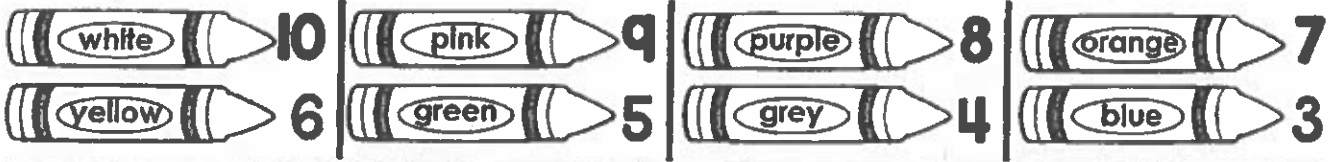
Color by Difference

Name: _____



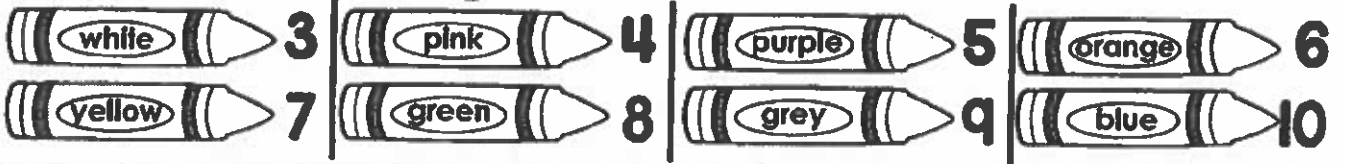
Color by Difference

Name: _____



Color by Sum

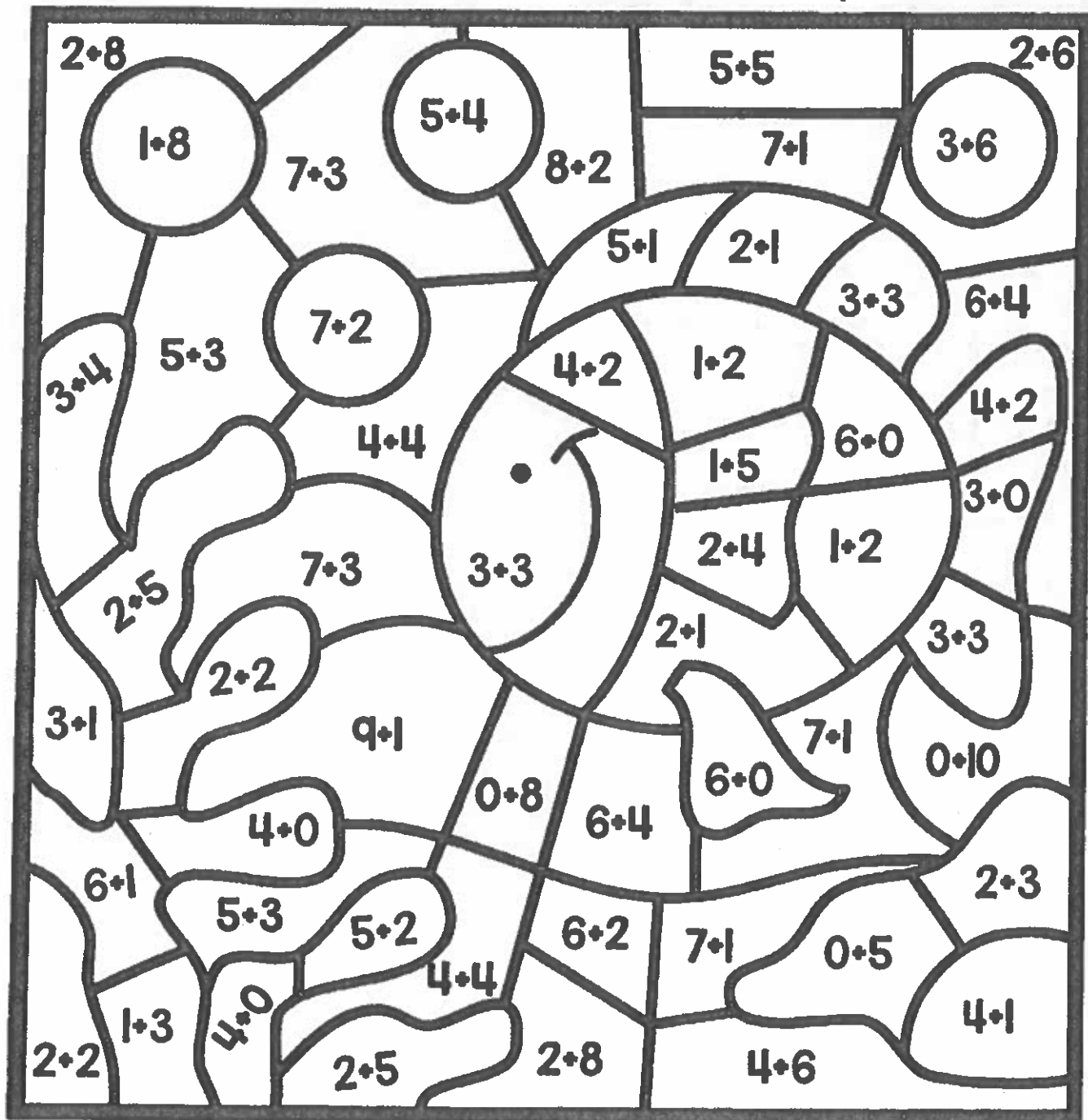
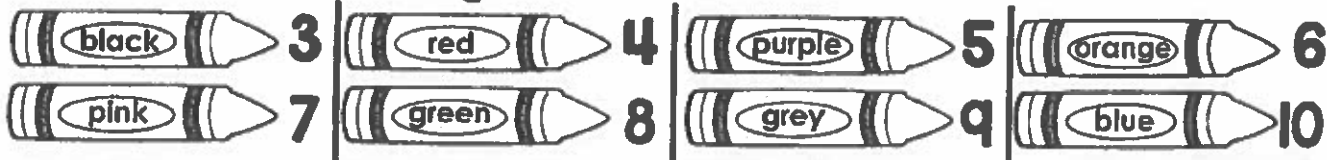
Name:



$4+3$	$1+3$	$4+0$	$2+5$	$2+2$	$0+4$	$1+6$
$1+7$	$2+8$	$4+4$	$3+7$	$4+6$		
$8+2$	$5+3$	$1+8$	$4+5$	$0+8$		
$9+1$	$4+5$	$2+1$	$7+2$	$2+7$	$5+5$	
	$3+0$	$3+7$	$3+6$	$6+2$	$2+3$	
$6+4$	$1+4$	$3+7$	$3+6$	$6+2$	$2+3$	
$3+3$	$3+4$	$2+4$	$4+4$	$10+0$	$3+5$	
$3+3$	$3+4$	$2+4$	$5+1$	$0+7$	$3+3$	$2+4$

Color by Sum

Name: _____



Color by Sum

Name: _____



3



4



5



6



7



8



9



10

6+1 3+4 2+5 0+7 1+2
3+3 0+7 3+3 3+0
5+2 1+6 2+1
1+5 2+2
5+5 5+3 9+1 4+6
1+8 7+3 4+4
1+3 2+2 7+2 4+1 5+4
2+6 4+6 7+3 1+7 5+5
8+2 5+3 9+1 0+8 7+3

Name _____

Subtract




Roasting Marshmallows

Subtracting to 10


Subtract.




Cross out the  to help you.




$$7 - 3 = \underline{\quad}$$




$$8 - 1 = \underline{\quad}$$




$$6 - 5 = \underline{\quad}$$



$$7 - 7 = \underline{\quad}$$



$$9 - 4 = \underline{\quad}$$



$$10 - 5 = \underline{\quad}$$

Name _____

Subtraction
Subtracting to 5


Lots of Bugs


Subtract.




Cross out the  to help you.






 $4 - 3 = \underline{\quad}$


 $5 - 1 = \underline{\quad}$


 $3 - 0 = \underline{\quad}$


 $5 - 5 = \underline{\quad}$


 $4 - 2 = \underline{\quad}$


 $5 - 3 = \underline{\quad}$

Name _____

A Brand-New Shell


A House for Hermit Crab
Months of the year



Cut.



Glue in order.



January					
July					

		April			
					November



Write. What month comes...

before October? _____

after April? _____

before June? _____

after March? _____

Bonus: Write the month that your birthday is in. Then write the month that comes after it.

©The Mailbox • Teacher's Helper • TEC45051 • June/July 2012

June	February	May	September
August	March	October	December

_____ knows the days of the week.

There are 7 days in 1 week.
I read a story each day.

Sunday, Monday, Tuesday, Wednesday, Thursday, Friday, Saturday



The first day of the week is Sunday.
The last day of the week is Saturday.

Complete each sentence.

1.

On _____ I read .

2.

On _____ I read .

3.

On _____ I read .

4.

On _____ I read .

can count pennies.



1 penny
1 cent
1¢



2 pennies
2 cents
2¢

Write how much.

1.



2.



3.



4.



5.



knows length.



Shorter



Longer

- ✓ the object that is shorter.
- ✗ the object that is longer.


1.



2.



3.



4.



_____ can copy patterns.

Purple and yellow pattern



Green and orange pattern

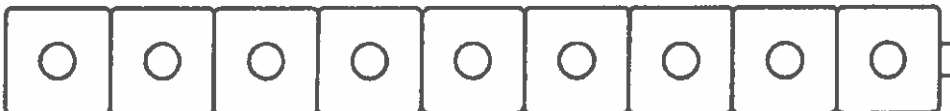


Color to show the same kind of pattern using different colors.

1.



2.



3.



4.



_____ knows growing patterns.

This is a growing pattern.



Circle what comes next in the growing pattern.

1.




2.



3.



4.



_____ knows shape patterns.

This is a shape pattern.




Draw and color what is most likely to come next in the shape pattern.

1.



2.



3.




4.



knows color patterns.

This is a color pattern.



Color to complete each color pattern.

1.




2.



3.



4.



_____ knows left, between, right.

Circle  the object on the left.

Circle  the object on the right.

Put an **X** on the object between the other objects.

1.



2.



3.



4.



can identify positions.



Far

In Front


Near

Next To





Color  the object that is far.
Color  the object that is near.

1.




2.




Color  the object that is in front.
Color  the object that is next to.

3.




4.



_____ can identify positions.








Put an **X** on what is inside.
Circle what is outside.
✓ what is on.




_____ can tally.

Each | means 1.



Tally the colored beads.



1.



2.



3.



Tally the colored stars.



4.



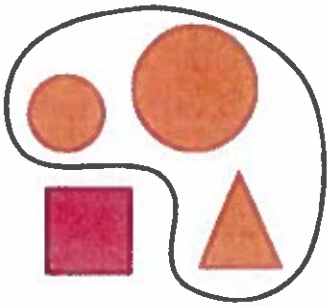
5.



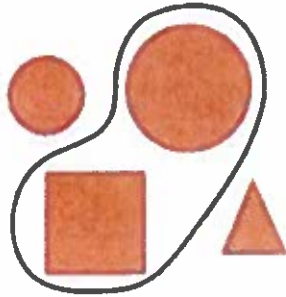
6.



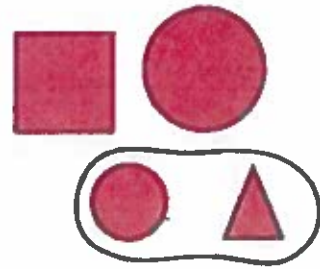
can sort.



orange shapes




large shapes




small shapes


1. Circle the blue shapes.



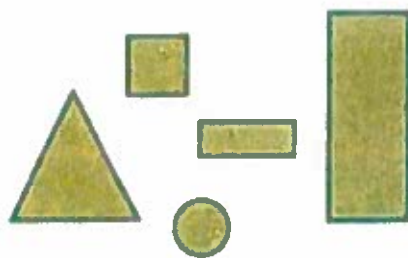
2. Circle the red shapes.




3. Circle the large shapes.



4. Circle the small shapes.



5. Circle the shapes that are blue and large.



knows same, more, and fewer.



Same and .



More than .



Fewer than .

Draw a group with more than the group shown.



Draw a group with fewer than the group shown.



Draw a group with the same as the group shown.



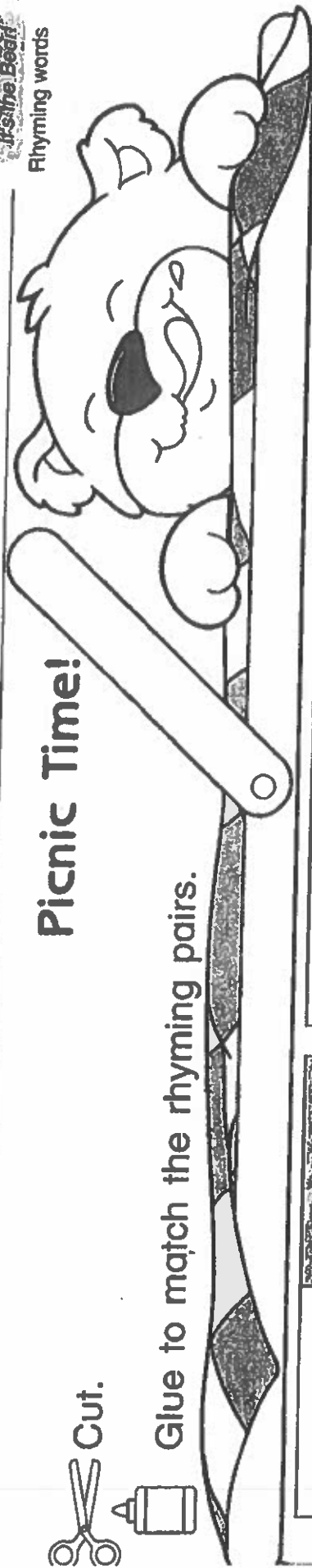
Name _____

With the Bear



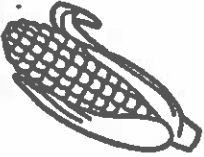


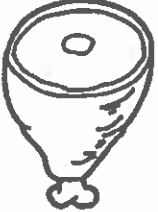
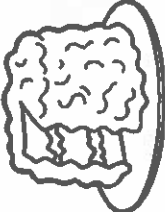

Rhyming words









Glue to match the rhyming pairs.



Picnic Time!

 grape	 cone	 corn	
 pear	 ham	 pie	

©The Mailbox • Teacher's Helper • TERC0003 • Jan-July 2009

 jam	 tape	 thorn	 snake	 bear	 bone
--	---	--	---	---	---

Name _____

Word Families

-og, -op




On the Ocean Floor



Glue each word to match the picture.

-og

-op



©The Mailbox® • Teacher's Helper® • TEC45043 • June/July 2008

frog	pop	log	hop
stop	dog	mop	

Name _____

CVC Words
Completing words


Hide-and-Seek




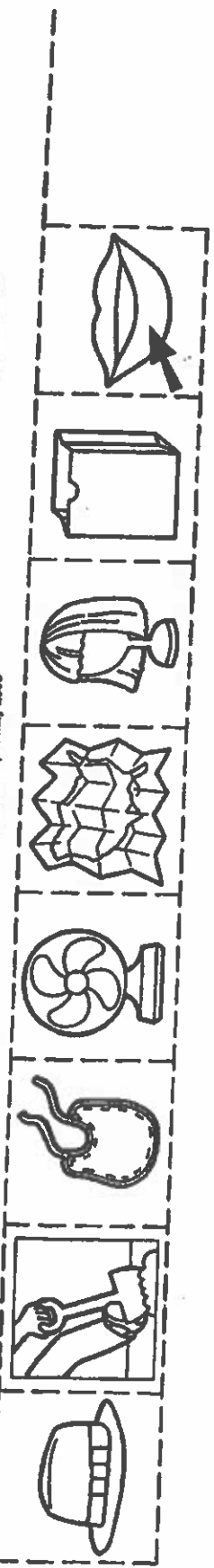
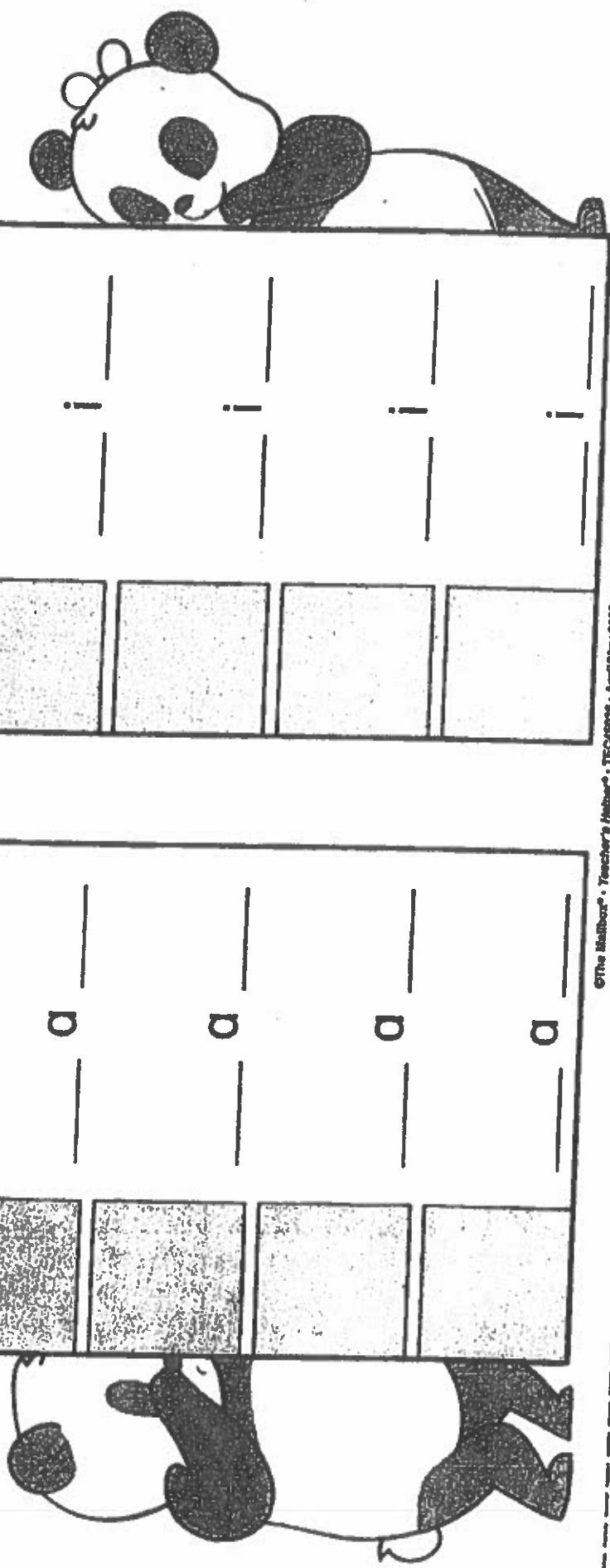
Glue.



Write the missing letters.

	a	_____
	a	_____
	a	_____
	a	_____

	i	_____
	i	_____
	i	_____
	i	_____



©The Mailbox, Teacher's Helper, TEC-0008, April 2008


Name _____

High-Frequency Words

Reading and writing in context (RF.K.3c)

Pool Pals

 Write the word that completes each sentence.



1. The ball _____



towel are here.

2. Will you get _____



sunglasses?

3. I _____



my drink.

4. We can get a raft _____



you.

5. Will _____



go in the pool?

6. My bag is _____



Bonus: Look at number 2. Write a sentence to answer the question.