



THE CATHOLIC ACADEMY
OF STAMFORD

2025-2026 Carpanzano (1C) First Grade Supply List

- 1 **Backpack** (Wheels are acceptable)
- 1 **Lunch Box** with small dish towel/cloth for desk (both labeled)
- 1 Pair *Over the Ear* **Headphones** (NO earbuds)-Labeled
- 1 Change of **Shirt, Pants, Socks, and Underwear** in a Ziploc-style bag (Labeled)

- 1 **ZIPPERED Pencil Case** (labeled)
- 2 Dozen (*Ticonderoga only*) #2 Pre-Sharpended **Pencils**
- 2 **Pen Pal Pencil Holders** (5/8" x 2 5/8")-available online, Walmart, office supply stores
- 3 Boxes **Crayola Crayons** (24 count only)-classic colors only
- 1 Box (8 or 10 pack) **Crayola Washable Markers-BROAD LINE**-classic colors
- 1 Box (8 or 10 pack) **Crayola Washable Markers-FINE LINE**-classic colors
- 1 pack Crayola pre-sharpened **Colored Pencils** (12 count only)
- 2 **JUMBO Elmer Glue Sticks** (white only)
- 1 pack **White Cardstock paper**
- 1 pack of 4 Expo fine point **Magnetic Dry Erase Markers**
- 1 small **Magnetic Dry Eraser**
- 1 **Clear Ruler** -inches (labeled)
- 1 pair *blunt tip* **Child Scissors** (labeled) for your child's writing hand
- 1 Paint Smock/old shirt

- 3 **PLASTIC 2-pocket Folders-solid colors only-1 of each color:** yellow, green, purple
- 1 **PLASTIC 2-pocket Folder-solid blue color only** for Music Class-(Labeled)
- 1 **PLASTIC 2-pocket Folder-solid red color only** for Spanish Class- (Labeled)

- 1 Box of each **Ziploc Bags:** quart, 1 gallon and 2 or 2.5 gallon sizes
- 4 large Boxes of **Tissues (no lotion)**
- 4 Packages of **Baby Wipes (NOT flushable toddler wipes)**
- 3 Rolls of **Paper Towels**
- 5 Large Containers of **Lysol/Clorox Disinfectant Wipes**
- 1 Large bottle of **Purell hand sanitizer** or 1 Can **Lysol Spray** or 1 box **Disposable gloves**

2025-2026 First Grade Supply List

Mr. Mahony's First Grade

- 1 Backpack (Wheels are acceptable)
- 1 Lunch Box with small dish towel/cloth for desk (both labeled)
- 1 Pair *Over the Ear* headphones (No Earbuds)-labeled.
- 1 Change of underwear, sweatpants and socks in a Ziploc-style bag (labeled)
- 1 Dozen (**Ticonderoga only**) #2 Pre-sharpened pencils
- 3 Boxes Crayola Crayons (24 Count only, Classic Colors)
- 1 Super Stacker Plastic Crayon Holder Case for School (Amazon)
- 1 pack Crayola pre-sharpened Color Pencils (12 count only)
- 2 JUMBO Elmer's Glue Sticks (White only)
- 1 pack of 4 Expo Fine Point Dry Erase Markers
- 1 Small **magnetic** Dry Eraser
- 1 Ruler with both inches and centimeters (labeled)
- 1 pair blunt tip Child Scissors (labeled) for your child's writing hand
- 1 paint smock or old shirt
- 4 Plastic 2-pocket folders, solid colors only: 1 solid blue, labeled, only for Music; 1 solid red, labeled, only for Spanish.
- 2 Black Sharpies for Art Class.

***To Be Donated in September/Last Names beginning A-M:**

- 4 Large Boxes of Tissues
- 4 packs of Baby Wipes
- 4 rolls of Paper Towels
- 1 box *each* size Ziploc-style Bags: snack, sandwich and 1 gallon.
- 1 pack of *Pacon* brand Construction Paper: red, yellow or green
- 1 Box Disposable Gloves.

***To Be Donated in January/Last Names beginning N-Z:**

- 4 Large Boxes of Tissues
- 4 packs of Baby Wipes
- 4 rolls of Paper Towels
- 1 box *each* size Ziploc-style Bags: sandwich, quart and 2.5 gallon.
- 1 pack *Pacon* Brand construction paper: blue, purple or pink.



Counting



Complete the chart.

1		3		
	7			10
			14	
	17			




C _ t



L _ p




C _ p



_ gg



D _ g





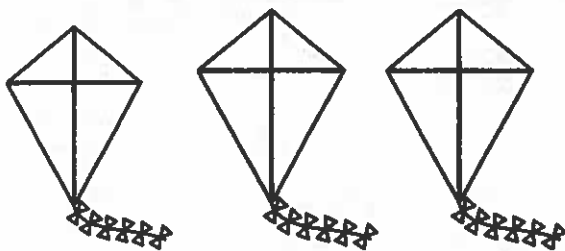


_ l _ phant



Comparing Quantities



Color the group that has more







Recognizing Numbers





Count and write how many


one	Two	Three	Four	Five
Six	Seven	Eight	Nine	Ten

















Name: _____

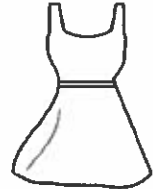
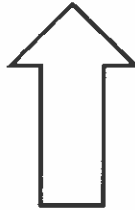
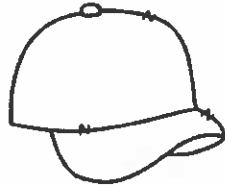
Beginning Sounds

Circle the pictures that begin with the same sound as the given letter.


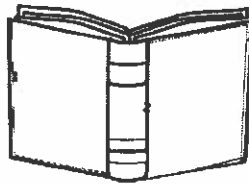
j




u



m




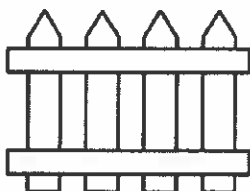
z



a



e




Name: _____

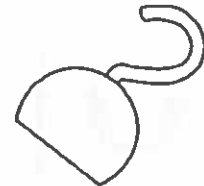

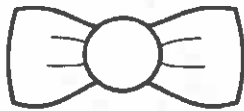
Beginning Sounds

Circle the pictures that begin with the same sound as the given letter.



f





b




r





n



i



v

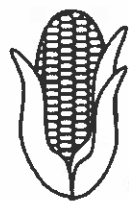



Name _____




Beginning Sounds

Circle the pictures that begin with the same sound as the given letter.

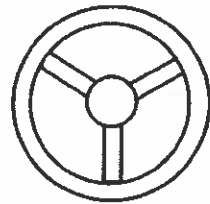


c





o





k



s



g



w

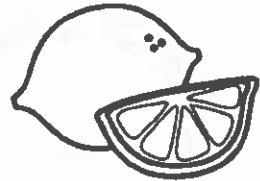
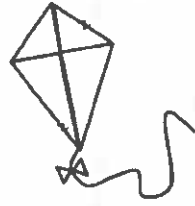


Name _____



Beginning Sounds

Circle the pictures that begin with the same sound as the given letter.

l




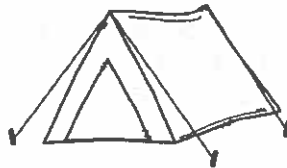
p




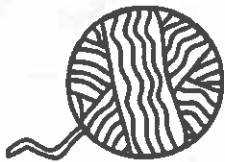
d






t



y




h



Name: _____

Beginning Sounds

Circle the letter that matches the beginning sound of the picture.



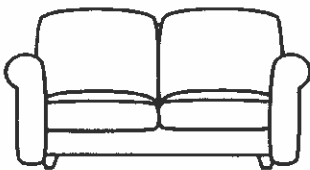
r t n



g f c



l h p




z o c



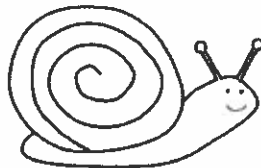
p d b



d p w



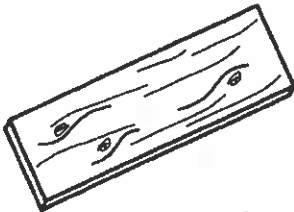
f g r




c s a



c d f



r w j



f t r



y n r


Summer Reading Log

1.	9.
2.	10.
3.	11.
4.	12.
5.	13.
6.	14.
7.	15.
8.	16.

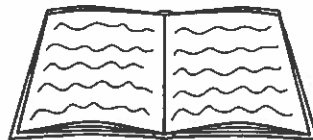


Name: _____


Book Title:



Author:



Illustrator:




Draw And Write About Your Favorite Part:

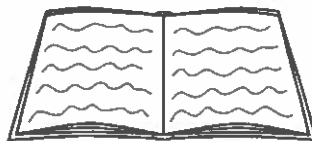
A large, empty rectangular box with a solid black border, intended for a child to draw their favorite part of the book.A series of horizontal lines for handwriting practice, consisting of solid top and bottom lines with a dashed middle line, repeated four times.

Name: _____

Book Title:



Author:



Illustrator:



Draw And Write About Your Favorite Part:

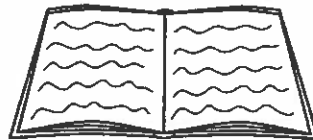
A large, empty rectangular box with a solid black border, intended for a drawing.A series of horizontal lines for writing. It consists of four sets of three lines each (top solid, middle dashed, bottom solid).

Name: _____


Book Title:



Author:



Illustrator:


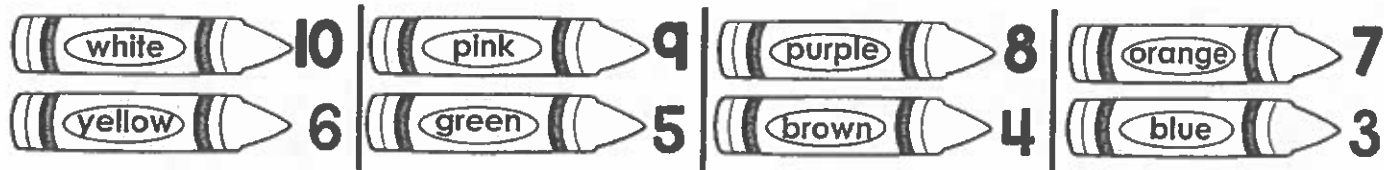


Draw And Write About Your Favorite Part:

A large rectangular box with a solid black border, intended for a drawing and writing.A series of horizontal lines for handwriting practice, consisting of a solid top line, a dashed middle line, and a solid bottom line, repeated four times.

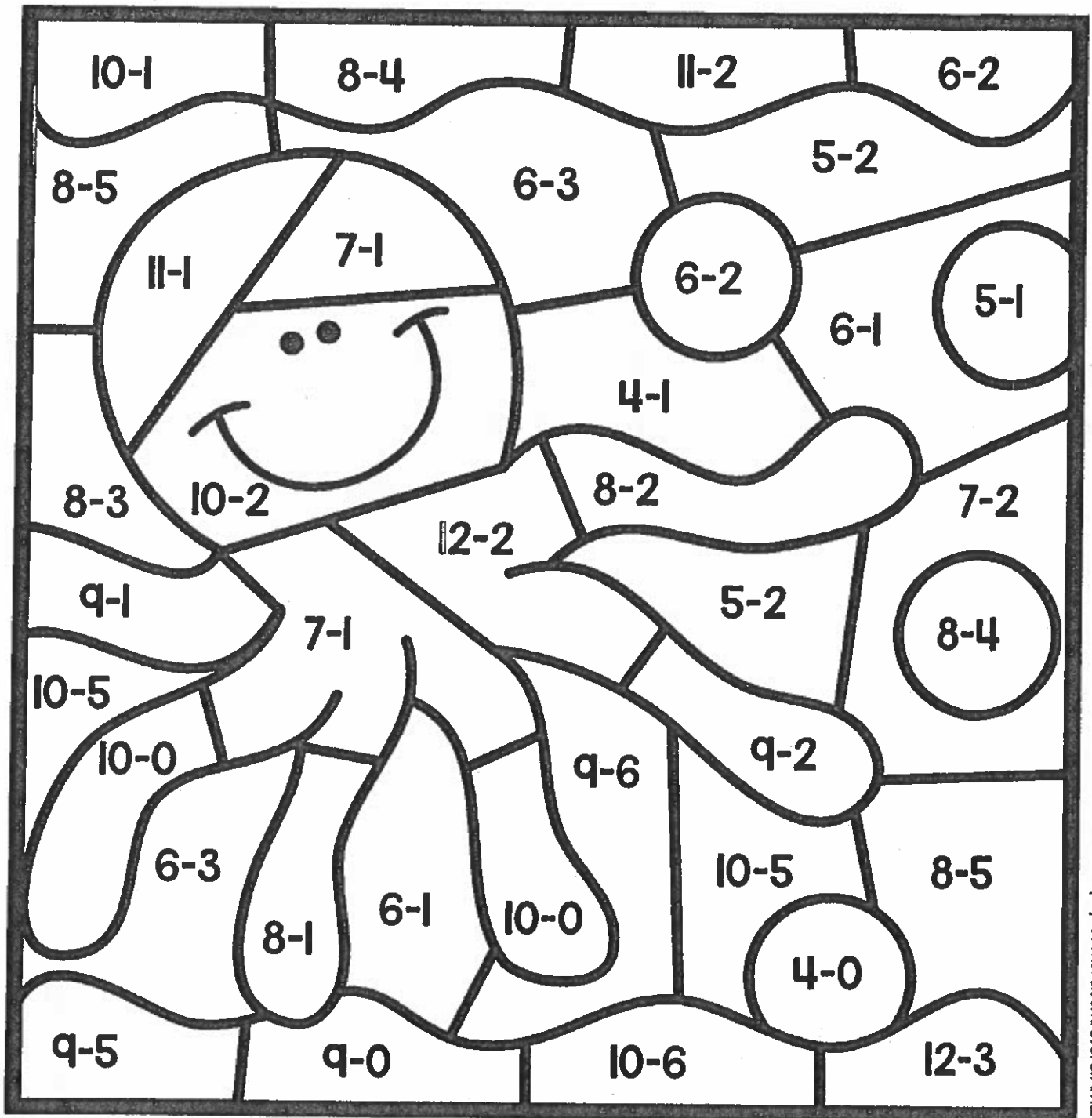
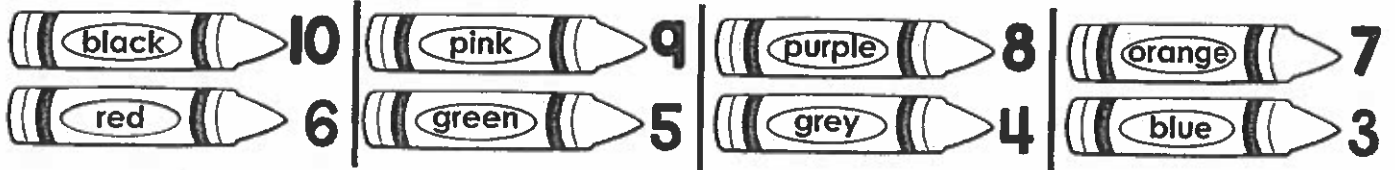
Color by Difference

Name: _____



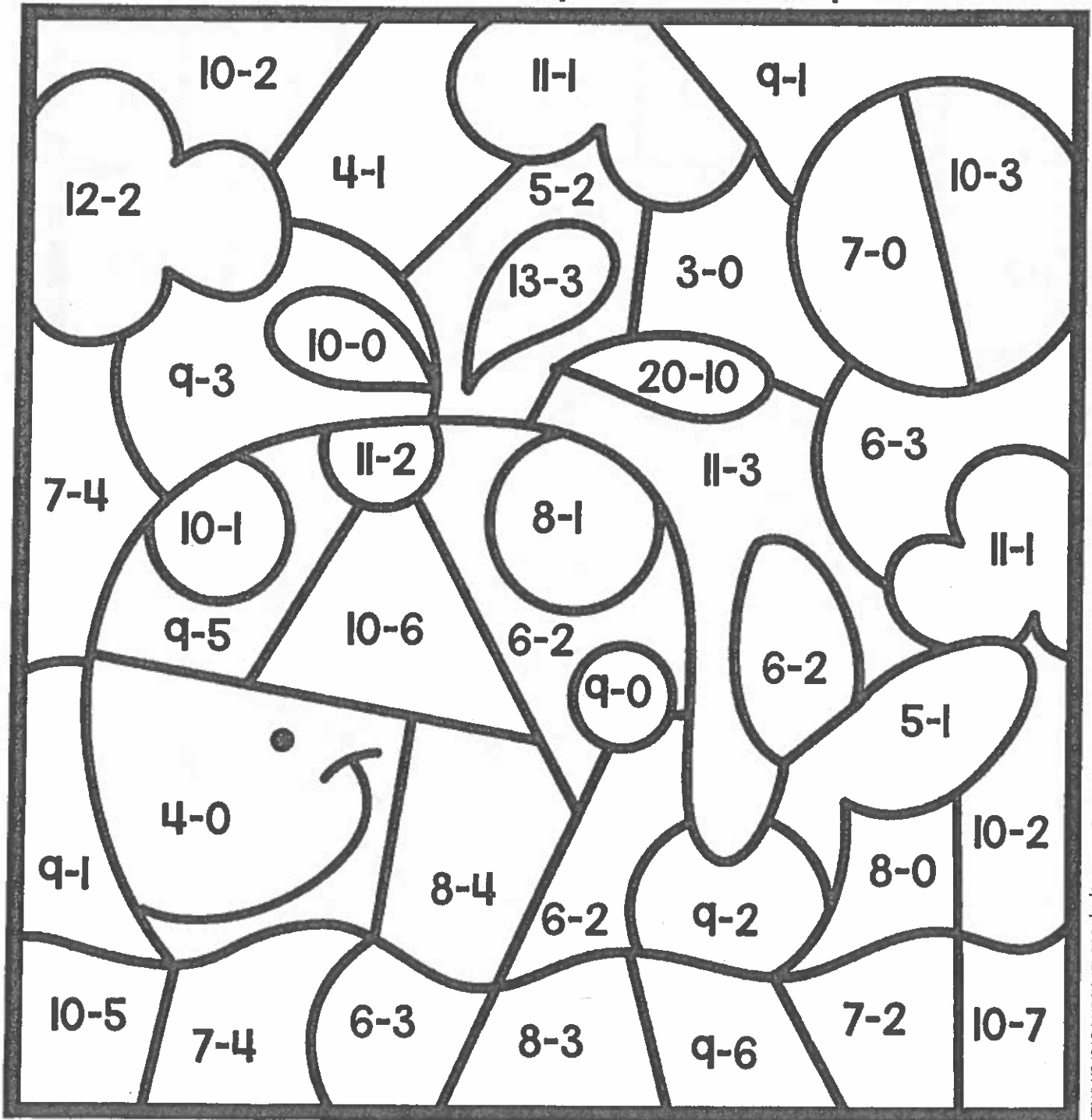
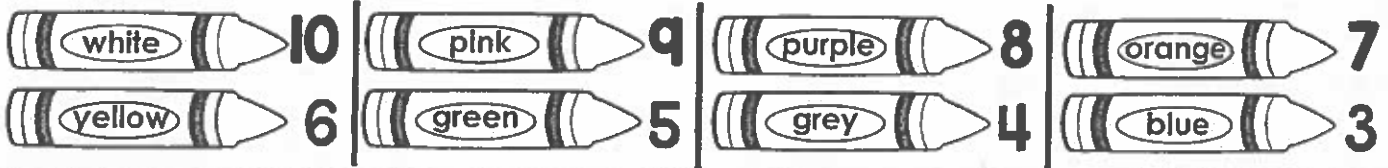
Color by Difference

Name: _____



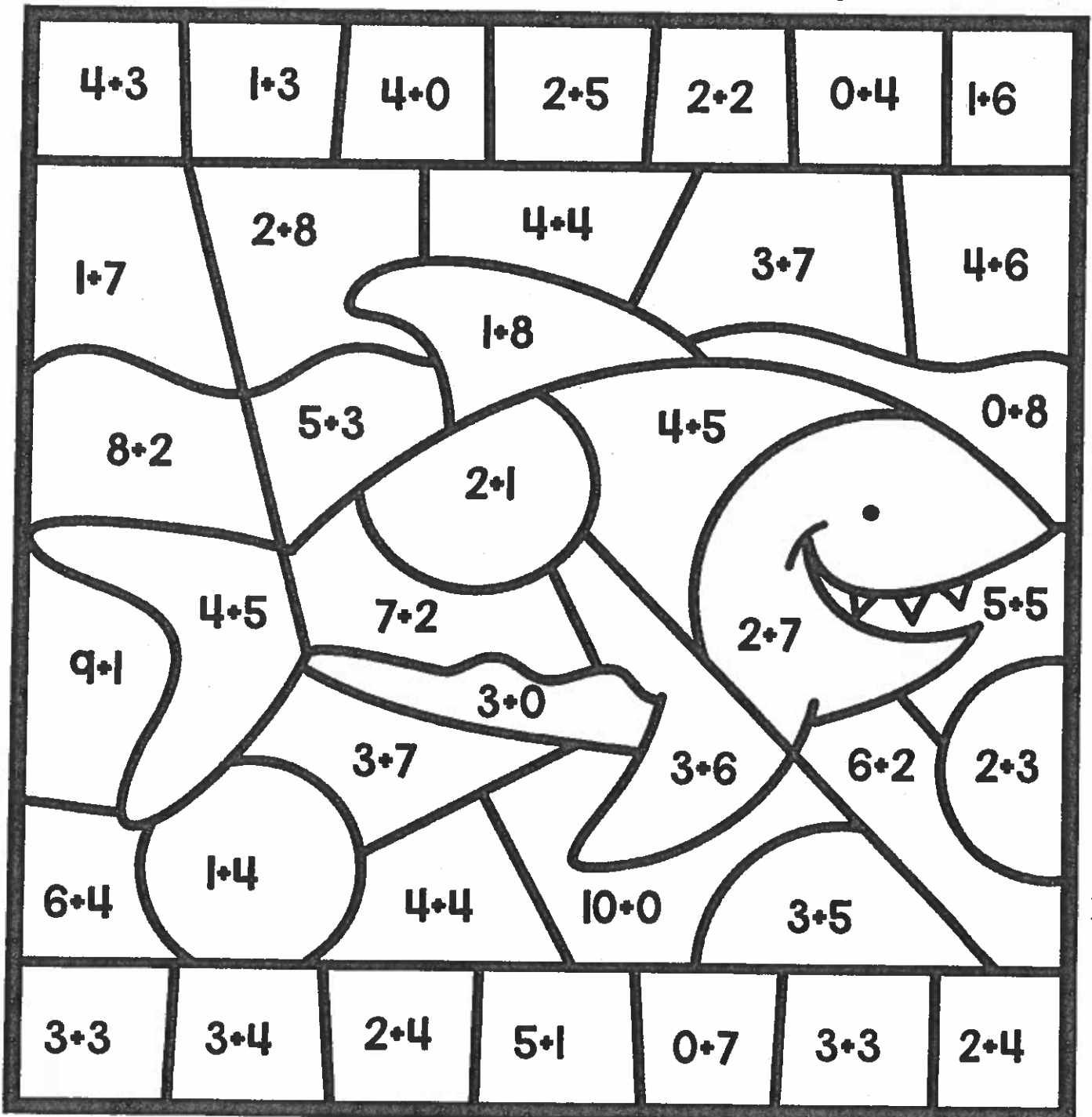
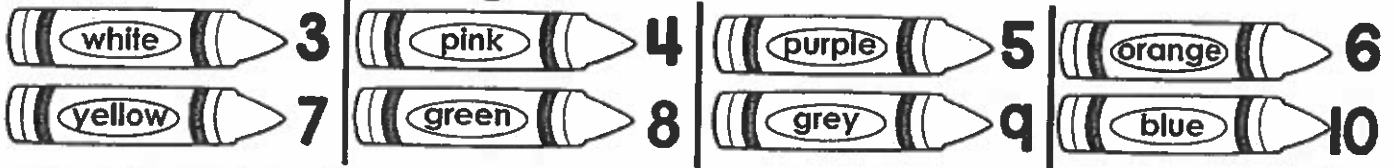
Color by Difference

Name: _____



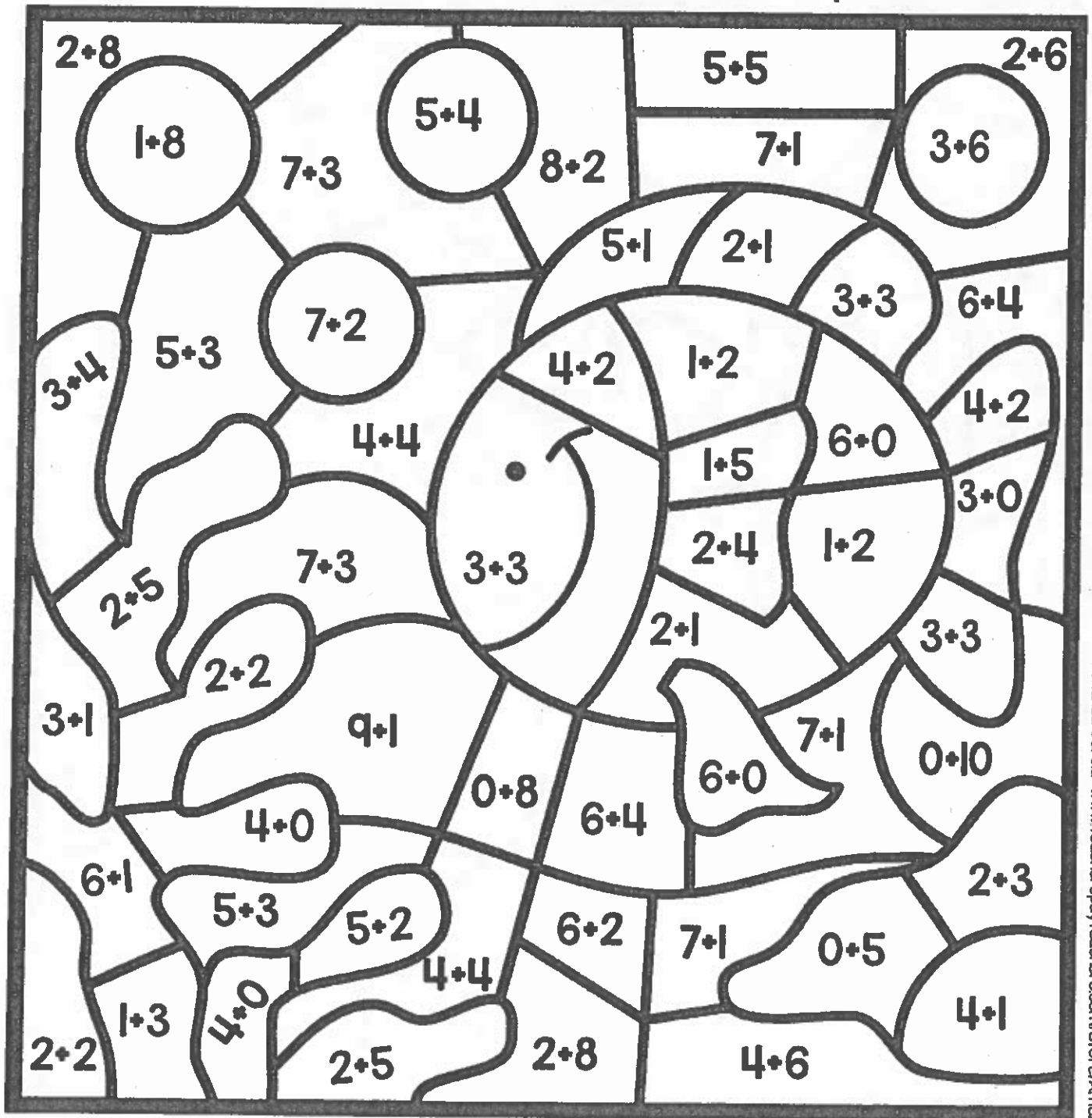
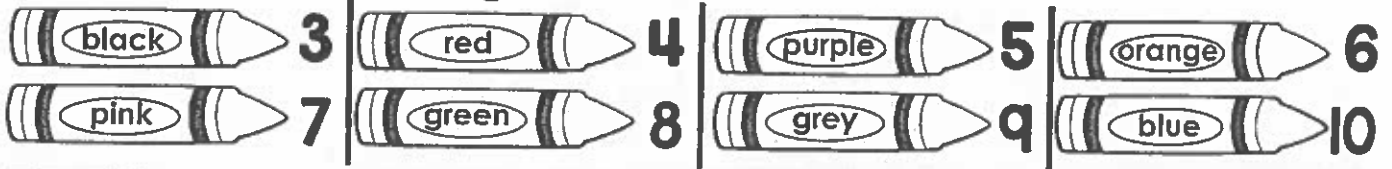
Color by Sum

Name: _____



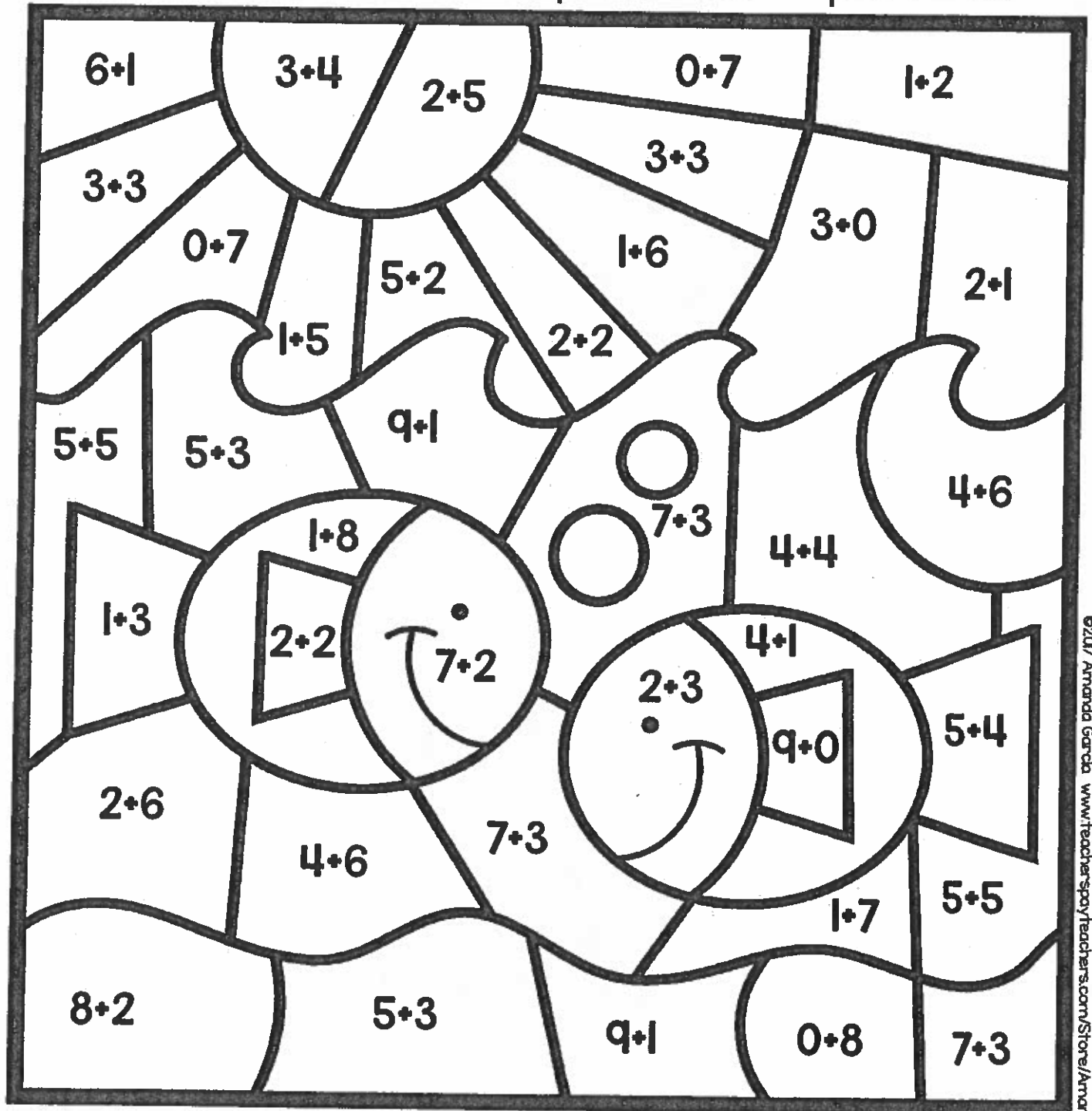
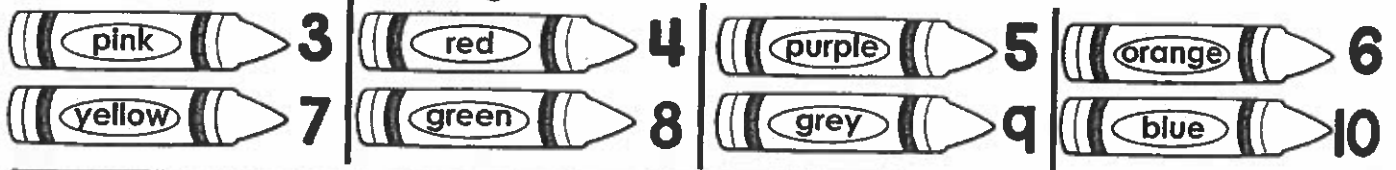
Color by Sum

Name: _____



Color by Sum

Name: _____



Name _____

Subtraction

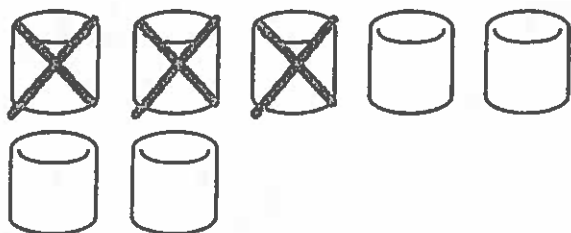
Subtracting to 10

Roasting Marshmallows


Subtract.



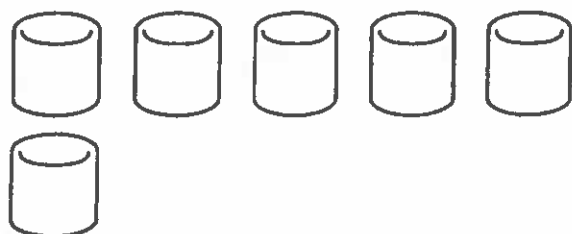
Cross out the  to help you.



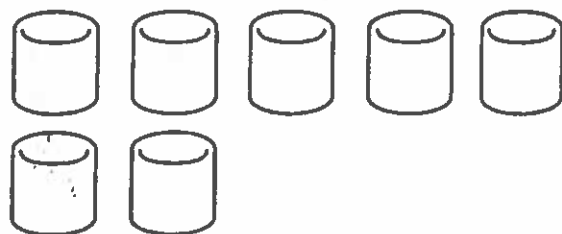
$$7 - 3 = \underline{\quad}$$




$$8 - 1 = \underline{\quad}$$




$$6 - 5 = \underline{\quad}$$



$$7 - 7 = \underline{\quad}$$



$$9 - 4 = \underline{\quad}$$



$$10 - 5 = \underline{\quad}$$

Name _____

Lots of Bugs

Subtraction
Subtracting to 5

Subtract.




Cross out the  to help you.



$$4 - 3 = \underline{\quad}$$



$$5 - 1 = \underline{\quad}$$



$$3 - 0 = \underline{\quad}$$



$$5 - 5 = \underline{\quad}$$



$$4 - 2 = \underline{\quad}$$



$$5 - 3 = \underline{\quad}$$



Name _____

A Brand-New Shell


A House for Hermit Crab
Months of the year



Cut. Glue in order.



January			April		November	
July						



Write. What month comes...

before October? _____
after April? _____
before June? _____
after March? _____

Bonus: Write the month that your birthday is in. Then write the month that comes after it.


©The Mailbox • Teacher's Helper • TEC45061 • June/July 2012

June	February	May	September
August	March	October	December

_____ knows the days of the week.

There are 7 days in 1 week.
I read a story each day.

Sunday, Monday, Tuesday, Wednesday, Thursday, Friday, Saturday



The first day of the week is Sunday.
The last day of the week is Saturday.

Complete each sentence.

1.

On _____

I read _____



2.

On _____

I read _____



3.

On _____

I read _____



4.

On _____

I read _____



_____ can count pennies.



1 penny
1 cent
1¢



2 pennies
2 cents
2¢

Write how much.

1.



2.



3.



4.



5.



_____ knows length.




Shorter

Longer

✓ the object that is shorter.

✗ the object that is longer.

1.



2.



3.



4.



_____ can copy patterns.

Purple and yellow pattern



Green and orange pattern



Color to show the same kind of pattern
using different colors.

1.



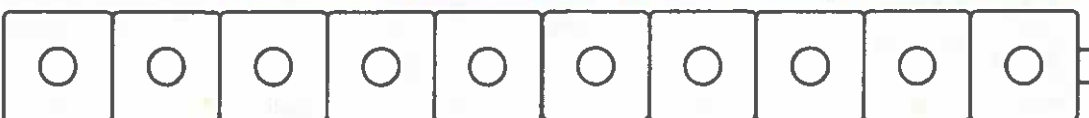
2.



3.



4.



_____ knows growing patterns.

This is a growing pattern.



Circle what comes next in the growing pattern.

1.



2.



3.



4.



_____ knows shape patterns.

This is a shape pattern.



Draw and color what is most likely to come next in the shape pattern.

1.



2.



3.




4.




_____ knows color patterns.

This is a color pattern.



Color to complete each color pattern.

1.




2.



3.



4.



_____ knows left, between, right.

Circle  the object on the left.

Circle  the object on the right.

Put an **X** on the object between the other objects.

1.



2.



3.



4.



_____ can identify positions.



Far →

In Front


Near

Next To






Color  the object that is far.
Color  the object that is near.

1.




2.




Color  the object that is in front.
Color  the object that is next to.


3.



4.




_____ can identify positions.



Put an **X** on what is inside.
Circle what is outside.
✓ what is on.


1.



2.




3.





4.



Each | means 1.



Tally the colored beads.



1.



2.



3.



Tally the colored stars.



4.



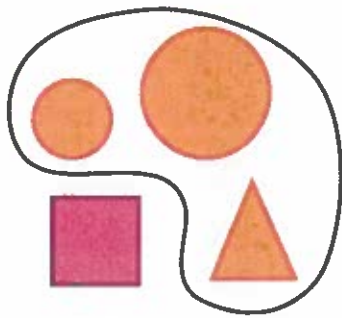
5.



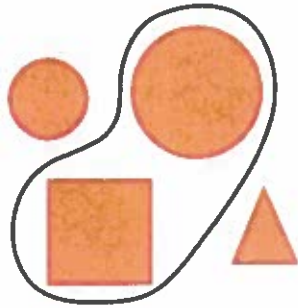
6.



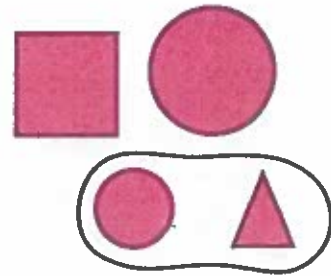
can sort.



orange shapes




large shapes




small shapes


1. Circle the blue shapes.



2. Circle the red shapes.




3. Circle the large shapes.



4. Circle the small shapes.



5. Circle the shapes that are blue and large.



_____ knows same, more, and fewer.



Same and . More than . Fewer than .


Draw a group with more than the group shown.



Draw a group with fewer than the group shown.



Draw a group with the same as the group shown.



Name _____

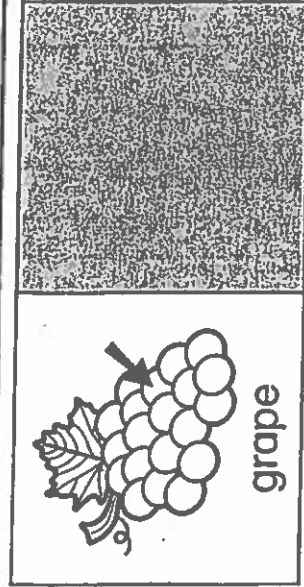
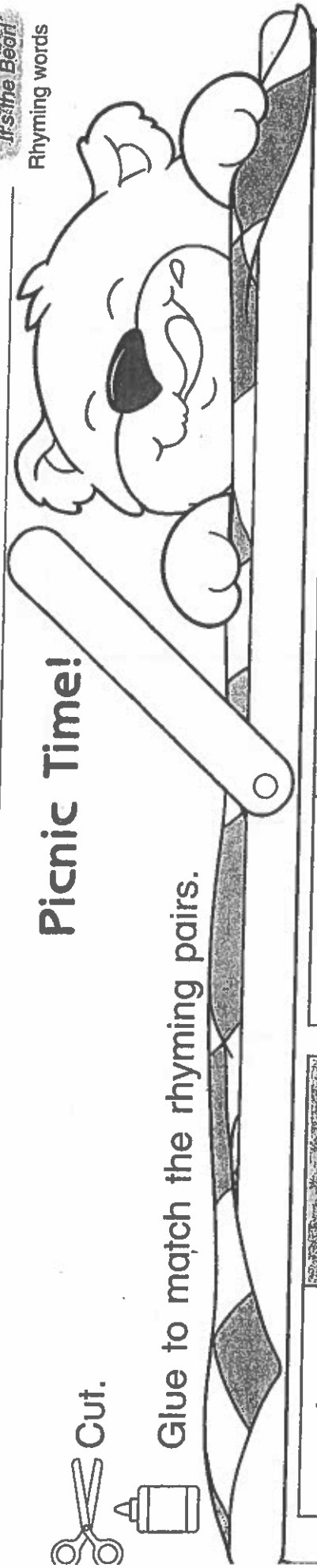


Glue to match the rhyming pairs.


Picnic Time!

It's the Bear!



Rhyming words



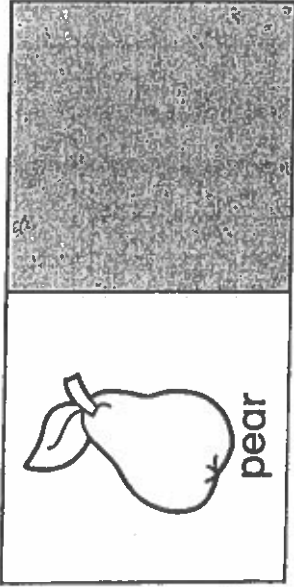
grape



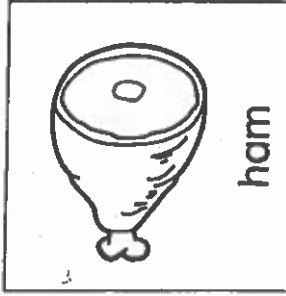
cone





corn



pear




ham



cake


©The Mailbox® Teacher's Helper® TEC45043 • June/July 2009



jam



tape



thorn



snake



bear



bone

Name _____

Word Families

-og, -op




Cut.





Glue each word to match the picture.

On the Ocean Floor

-og



-op



©The Mailbox® • Teacher's Helper® • TEC45043 • June/July 2009

frog

pop

log

hop

stop

dog

mop

Name _____



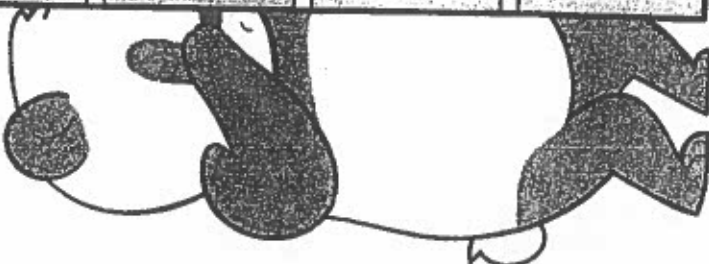
Glue.




Write the missing letters.


Hide-and-Seek


CVC Words
Completing words







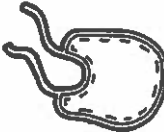

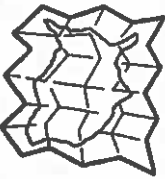

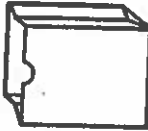

	a	
	a	
	a	
	a	





	i			
	i			
	i			
	i			

©The Mailbox® • Teacher's Helper® • TEC45036 • April/May 2006


							
---	---	---	---	--	---	---	---


Name _____

High-Frequency Words

Reading and writing in context (RF.K.3c)

Pool Pals

 Write the word that completes each sentence.



Word Bank

my here you
and for like




1. The ball _____ towel are here.



2. Will you get _____ sunglasses?



3. I _____ my drink.



4. We can get a raft _____ you.




5. Will _____ go in the pool?



6. My bag is _____.

Bonus: Look at number 2. Write a sentence to answer the question.



Kindergarten Sight Words by Month



September

the to
and a
I you
it in
said for
up look
is red

October

go we
little down
can see
not one
my me
big come
where orange

November

jump away
here help
make two
play run
find three
funny he
was yellow

December

that she
on they
but at
with all
there out
be have
am green

January

do did
what so
get like
this will
yes went
are now
no blue

February

came ride
into good
want too
pretty four
saw well
ran eat
who purple

March

new must
soon our
ate say
under please
of his
had him
her pink

April

some as
then could
when were
them ask
an over
just from
black white

May

any how
know put
take every
old by
after think
let going
walk brown

