



THE CATHOLIC ACADEMY
OF STAMFORD

2024-2025 Carpanzano (1C) First Grade Supply List

Last Names beginning A-L: 1 Box of each Ziploc Bags: snack, sandwich, quart and 1 gallon
1 Box **Disposable Gloves**
5 Large Boxes of **Tissues (no lotion)**
5 Packs of **Baby Wipes (NOT flushable toddler wipes)**
1 package each of **Small Paper Bowls and Small Paper Plates**

Last Names beginning M-Z: 1 Box of each Ziploc Bags: sandwich, quart, 1 gallon and 2.5 gallon
1 large pack **White Cardstock paper**
5 Rolls of **Paper Towels**
5 Large Containers of **Lysol/Clorox Disinfectant Wipes**
1 Large bottle of **Purell hand sanitizer**

1 **Backpack** (Wheels are acceptable)
1 **Lunch Box** with small dish towel/cloth for desk (both labeled)
1 Pair *Over the Ear Headphones* (NO earbuds)-Labeled
1 Change of **Shirt, Pants, Socks, and Underwear** in a Ziploc-style bag (Labeled)
1 **ZIPPERED Pencil Case** (labeled)
1 Dozen (*Ticonderoga only*) #2 Pre-Sharpended **Pencils**
2 **Pen Pal Pencil Holders** ($\frac{5}{8}$ " x $2\frac{5}{8}$ ")-available online, Walmart, office supply stores
4 Boxes **Crayola Crayons** (24 count only)-classic colors
1 Box (8 or 10 pack) **Crayola Washable Markers-BROAD LINE**-classic colors
1 Box (8 or 10 pack) **Crayola Washable Markers-FINE LINE**-classic colors
1 pack Crayola pre-sharpened **Colored Pencils** (12 count only)
4 **JUMBO Elmer Glue Sticks** (white only)
1 pack of 4 Expo fine point **Magnetic Dry Erase Markers**
1 small **Magnetic Dry Eraser**
1 **Ruler** with *both inches and centimeters* (labeled)-clear, if possible
1 pair *blunt tip Child Scissors* (labeled) for your child's writing hand
1 Paint **Smock/old shirt**
1 box each of **Flashcards** for Addition and Subtraction to 20 and 1 box for Sight Word practice
(May be purchased anywhere or from: <https://juniorlearning.com/collections/teach-me-tags>)
4 **PLASTIC 2-pocket Folders-solid colors only-1 of each color**: orange, yellow, green, purple
1 **PLASTIC 2-pocket Folder-solid blue color only** for Music Class-(Labeled)
1 **PLASTIC 2-pocket Folder-solid red color only** for Spanish Class- (Labeled)
2 **Black Sharpies** for Art Class

2024-2025 First Grade Supply List

Mr. Mahony's First Grade

- 1 Backpack (Wheels are acceptable)
- 1 Lunch Box with small dish towel/cloth for desk (both labeled)
- 1 Pair *Over the Ear* headphones (No Earbuds)-labeled.
- 1 Change of underwear, sweatpants and socks in a Ziploc-style bag (labeled)
- 1 Dozen (**Ticonderoga only**) #2 Pre-sharpened pencils
- 3 Boxes Crayola Crayons (24 Count only, Classic Colors)
- 1 Super Stacker Plastic Crayon Holder Case for School (Amazon)
- 1 pack Crayola pre-sharpened Color Pencils (12 count only)
- 2 JUMBO Elmer's Glue Sticks (White only)
- 1 pack of 4 Expo Fine Point Dry Erase Markers
- 1 Small **magnetic** Dry Eraser
- 1 Ruler with both inches and centimeters (labeled)
- 1 pair blunt tip Child Scissors (labeled) for your child's writing hand
- 1 paint smock or old shirt
- 4 Plastic 2-pocket folders, solid colors only: 1 solid blue, labeled, only for Music; 1 solid red, labeled, only for Spanish.
- 2 Black Sharpies for Art Class.

***To Be Donated in September/Last Names beginning A-M:**

- 4 Large Boxes of Tissues
- 4 packs of Baby Wipes
- 4 rolls of Paper Towels
- 1 box *each* size Ziploc-style Bags: snack, sandwich and 1 gallon.
- 1 pack of *Pacon* brand Construction Paper: red, yellow or green
- 1 Box Disposable Gloves.

***To Be Donated in January/Last Names beginning N-Z:**

- 4 Large Boxes of Tissues
- 4 packs of Baby Wipes
- 4 rolls of Paper Towels
- 1 box *each* size Ziploc-style Bags: sandwich, quart and 2.5 gallon.
- 1 pack *Pacon* Brand construction paper: blue, purple or pink.



THE CATHOLIC ACADEMY
OF STAMFORD

Dear Parents of Incoming First Graders,

Summer is a time of relaxation as well as an opportunity for your child to grow in reading and math skills in preparation for First Grade. This packet includes the reading, letter sound recognition, and math practice sheets for your child to complete over the summer and hand in to us on the first full day of the 2024-2025 school year. **It will count toward your child's report card.**

In addition to the worksheets, there is also a summer reading log as well as three mini book reports that your child must complete for three of the books they read this summer. To prepare for First Grade, please encourage your child to read often during the summer, preferably every day. Ask your child to retell the story to you in order (beginning, middle, and end). All books read may be recorded on the summer reading log.

The last page of this packet is a list of Kindergarten sight words. Sight (or Memory) words are words that cannot be sounded out and must be memorized. Therefore, to help your child become more familiar with and recognize these words independently while reading books, please review them together throughout the summer. You can find sight word games online to make it fun!

All of the pages in this packet are to be completed by your child with guidance from you, as needed. This will be their first step in becoming more self-sufficient, an important goal as they transition into First Grade. It is best for your child to work on the packet a few pages at a time spread out over several weeks as opposed to trying to complete them all at once. This will minimize the possibility of them feeling frustrated or overwhelmed.

Suggested Book Series

No Sweat Books/I Can Read Level 1

Pete the Cat
Fly Guy
Splat the Cat
Little Critters
Puppy Mudge
Biscuit
Elephant and Piggie

Challenging Books/I Can Read Level 2

Junie B. Jones
Henry and Mudge
Owl Diaries
Ready Freddy
Ivy and Bean
Frog and Toad
Magic Tree House

Thank you for your cooperation,

Mrs. Carpanzano and Mr. Mahony


Summer Reading Log

| | |
|----|-----|
| 1. | 9. |
| 2. | 10. |
| 3. | 11. |
| 4. | 12. |
| 5. | 13. |
| 6. | 14. |
| 7. | 15. |
| 8. | 16. |




Name: _____

Book Title:



Author:




Illustrator:



Draw And Write About Your Favorite Part:


A large, empty rectangular box with a solid black border, intended for drawing.A series of horizontal lines for handwriting practice, consisting of a solid top line, a dashed middle line, and a solid bottom line, repeated five times.

Name: _____



Book Title:

Author:




Illustrator:



Draw And Write About Your Favorite Part:


Large empty rectangular box for drawing and writing.

Name: _____



Book Title:

Author:



Illustrator:





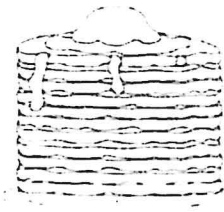
Draw And Write About Your Favorite Part:

Large empty rectangular box for drawing and writing.

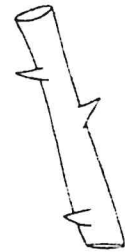
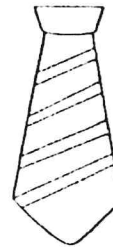
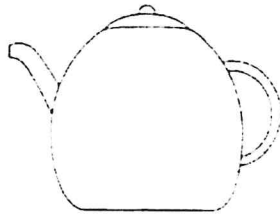
Sound Recognition

Circle all the pictures that begin with each letter.



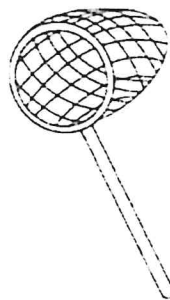
P




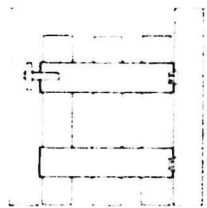
T



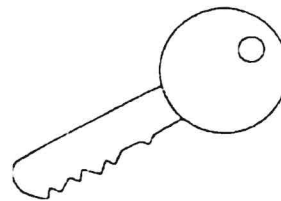

N



V



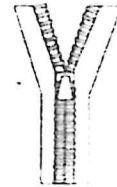
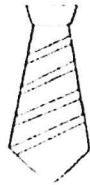
Q



Sound Recognition

Circle all the pictures that begin with each letter.

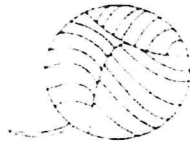

Z



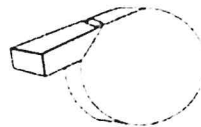
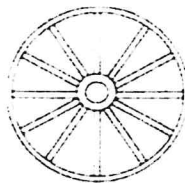

R



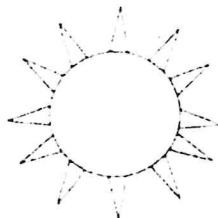
Y



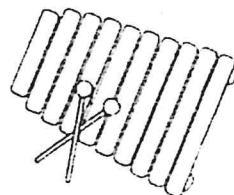
W



S





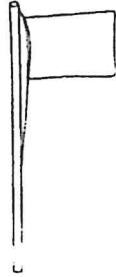
X



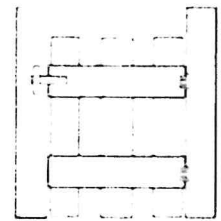

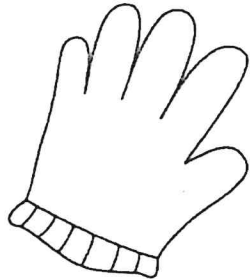
Sound Recognition

Circle all the pictures that begin with each letter.

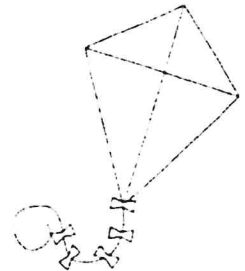

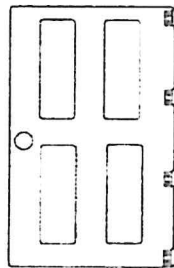
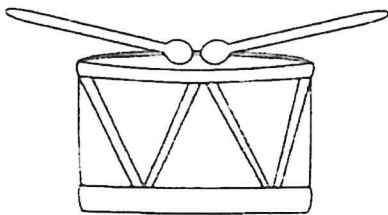
C




G



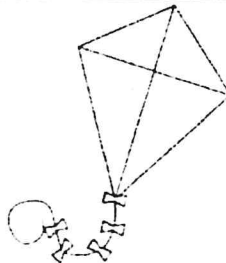

D



J



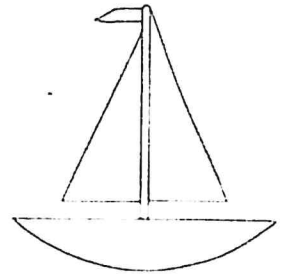

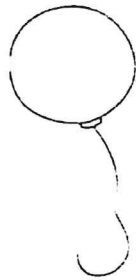
L



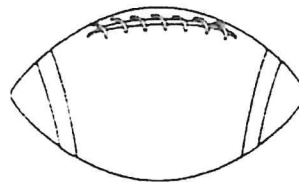
Sound Recognition

Circle all the pictures that begin with each letter.

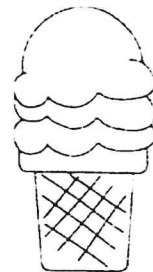

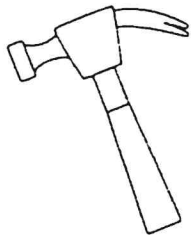
B



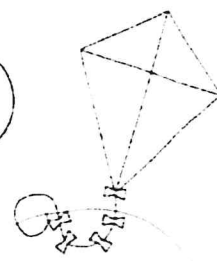
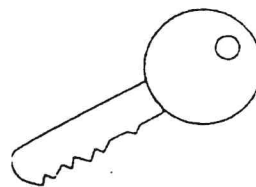

F



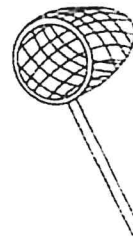

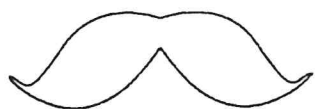
H



K



M



Counting

Complete the chart.

| | | | | |
|---|----|---|----|----|
| 1 | | 3 | | |
| | 7 | | | 10 |
| | | | 14 | |
| | 17 | | | |

Vowels



d _ **g**



_ **gg**




c _ **p**



l _ **p**



c _ **t**

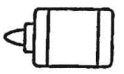


_ **l** _ **phant**


Festive Fireworks




Cut.




Glue to match each picture to its beginning letter.




Ll




Mm




Tt




Bb




Ss



Pp



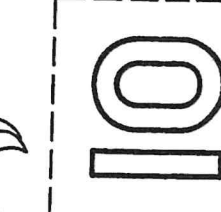
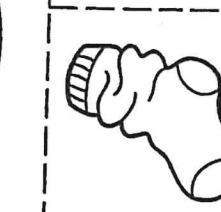

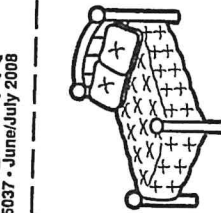
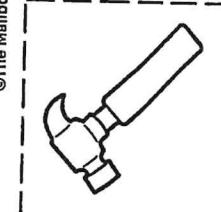

Hh



Ff



©The Mailbox • Teacher's Helper • TEC45037 • June/July 2008

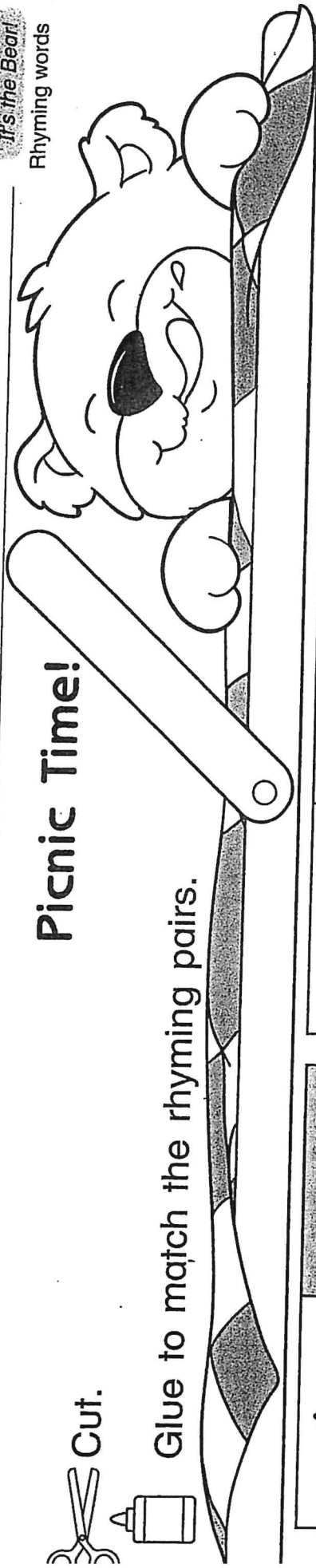


name _____






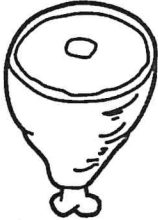




Picnic Time!







It's the Bear!
Rhyming words



Glue to match the rhyming pairs.

| | | | |
|--|---|--|--|
|  grape |  cone |  corn |  |
|  pear |  ham |  cake |  |

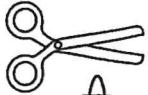
©The Mailbox • Teacher's Helper • TEC45043 • June/July 2009

| | | | | | |
|--|---|--|---|---|---|
|  jam |  tape |  thorn |  snake |  bear |  bone |
|--|---|--|---|---|---|

Name _____

Word Families

-og, -op






Cut.

On the Ocean Floor

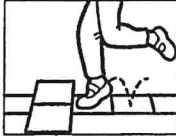






Glue each word to match the picture.

-og

| | |
|---|--|
|  | |
|  | |
|  | |

-op

| | |
|--|--|
|  | |
|  | |
|  | |
|  | |



©The Mallbox® • Teacher's Helper® • TEC45043 • June/July 2009

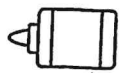
| | | | |
|------|-----|-----|-----|
| frog | pop | log | hop |
| stop | dog | mop | |

Name _____

CVC Words

Completing words

Hide-and-Seek




Glue.




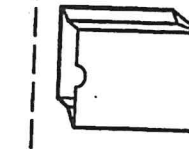
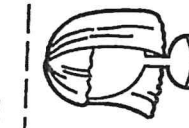
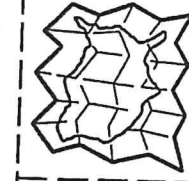

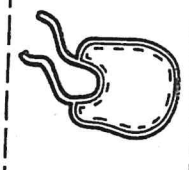
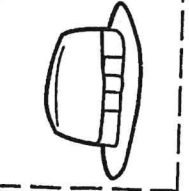
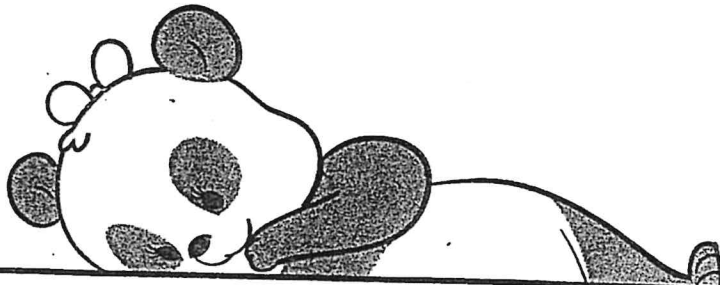
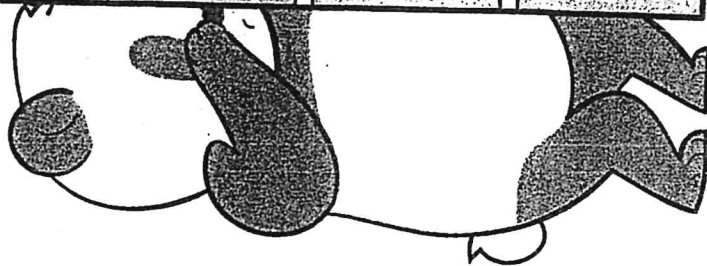
Write the missing letters.



Cut.

| | | | | |
|---|-------|-------|-------|-------|
|  a | _____ | _____ | _____ | _____ |
| _____ | a | a | a | a |
| _____ | _____ | _____ | _____ | _____ |
| _____ | _____ | _____ | _____ | _____ |

| | | | | |
|---|-------|-------|-------|-------|
|  i | _____ | _____ | _____ | _____ |
| _____ | i | i | i | i |
| _____ | _____ | _____ | _____ | _____ |
| _____ | _____ | _____ | _____ | _____ |





Name _____

High-Frequency Words

Reading and writing in context (RF.K.3c)

Pool Pals

 Write the word that completes each sentence.



1. The ball _____ towel are here.



2. Will you get _____ sunglasses?



3. I _____ my drink.



4. We can get a raft _____ you.



5. Will _____ go in the pool?



6. My bag is _____.

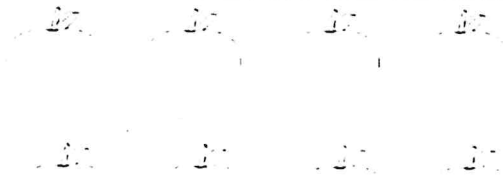
Bonus: Look at number 2. Write a sentence to answer the question.


Recognizing Numbers


Count and write how many.

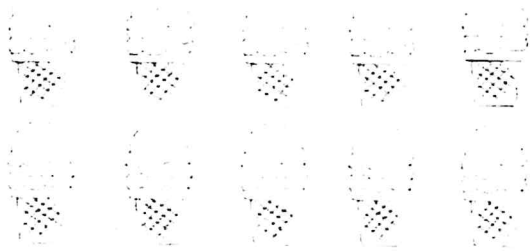
| | | | | |
|-----|-------|-------|------|------|
| one | two | three | four | five |
| six | seven | eight | nine | ten |







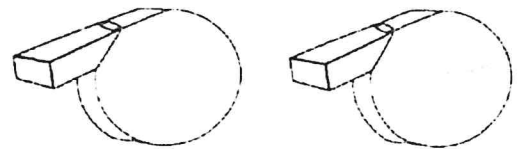
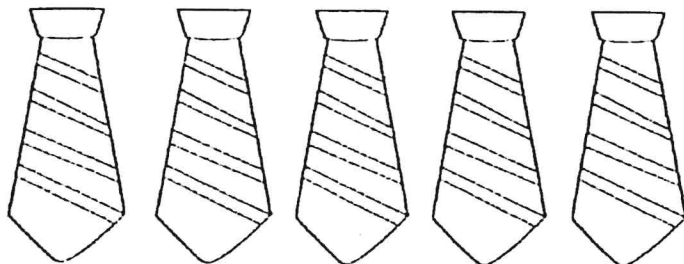
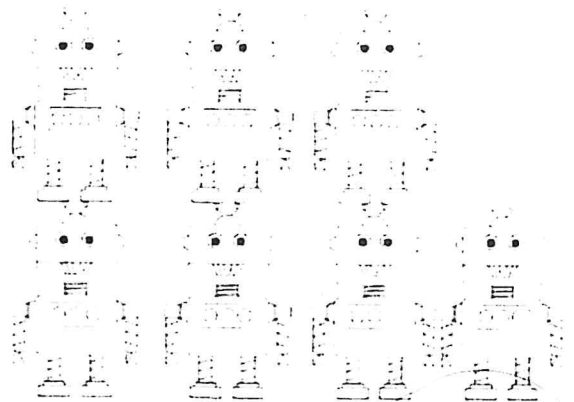
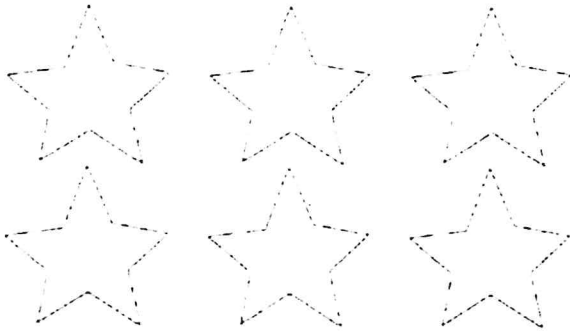
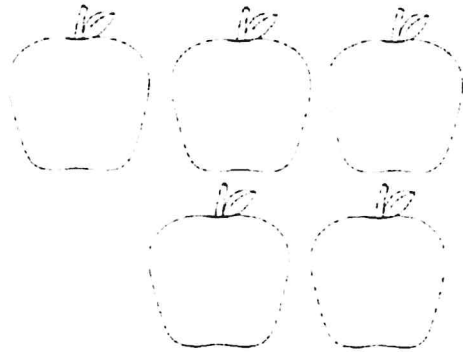

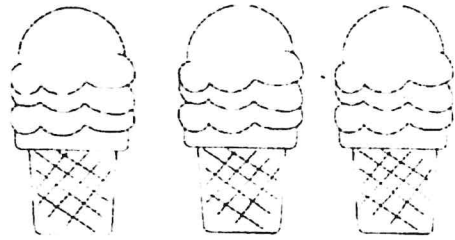
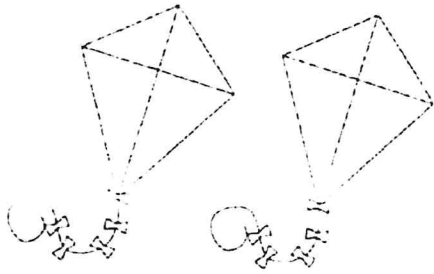







Comparing Quantities

Color the group that has more.





knows same, more, and fewer.





Same and . More than . Fewer than .


Draw a group with more than the group shown.



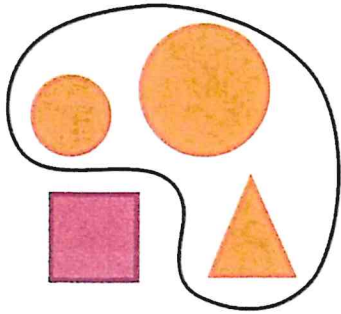
Draw a group with fewer than the group shown.



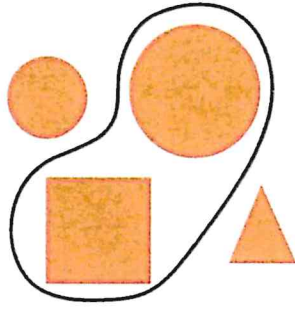
Draw a group with the same as the group shown.



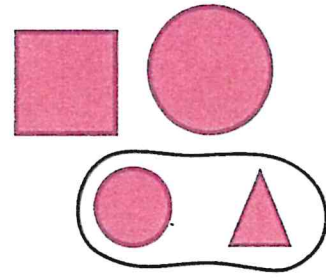
can sort.



orange shapes




large shapes




small shapes


1. Circle the blue shapes.




2. Circle the red shapes.




3. Circle the large shapes.



4. Circle the small shapes.






5. Circle the shapes that are blue and large.




_____ can tally.

Each | means 1.



| | |
|---|---|
|  |  |
| | |

Tally the colored beads.



1.



2.



3.



Tally the colored stars.



4.




5.






6.



_____ can identify positions.



Put an **X** on what is inside.
Circle what is outside.
✓ what is on.



_____ can identify positions.


Far


In Front

Near


Next To




Color  the object that is far.


Color  the object that is near.


1.




2.




Color  the object that is in front.

Color  the object that is next to.


3.




4.



_____ knows left, between, right.

Circle  the object on the left.



Circle  the object on the right.

Put an **X** on the object between the other objects.

1.



2.



3.




4.




_____ knows color patterns.

This is a color pattern.




Color to complete each color pattern.


1.




2.



3.




4.



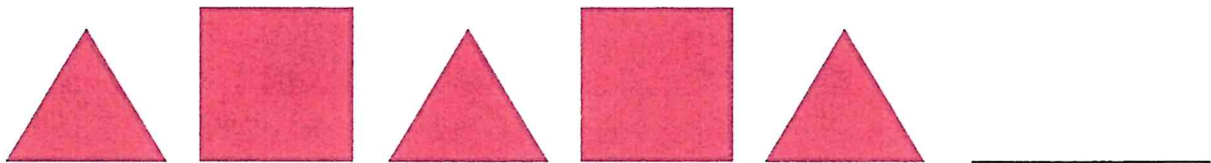
_____ knows shape patterns.

This is a shape pattern.




Draw and color what is most likely to come next in the shape pattern.


1.




2.



3.




4.




_____ knows growing patterns.

This is a growing pattern.




Circle what comes next in the growing pattern.


1.




2.



3.



4.



_____ can copy patterns.

Purple and yellow pattern

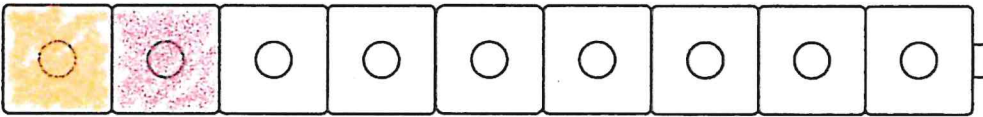



Green and orange pattern

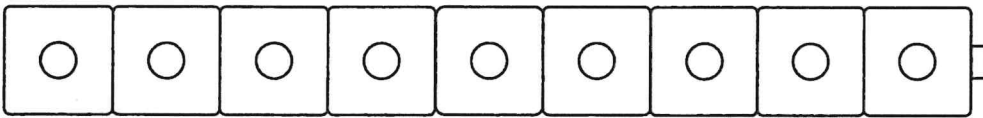


Color to show the same kind of pattern using different colors.

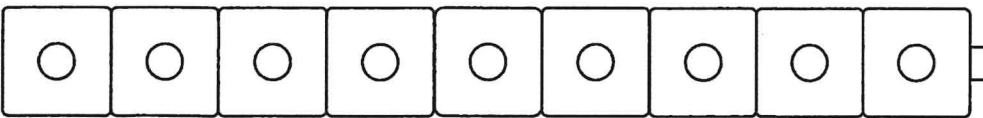
1.




2.



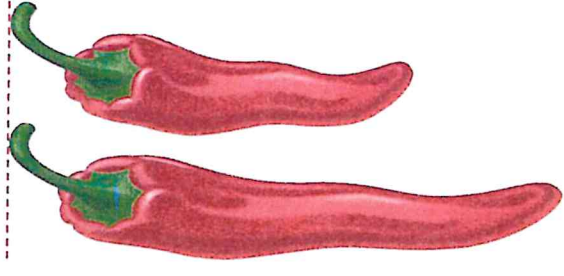
3.



4.




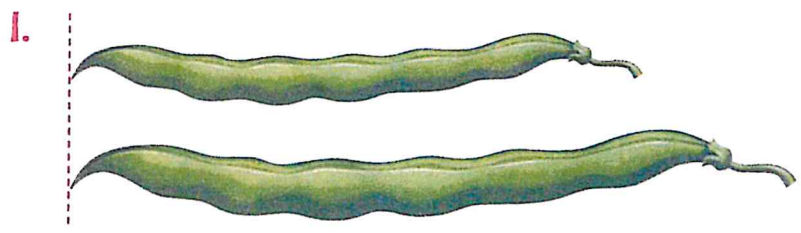
knows length.



Shorter

Longer

- ✓ the object that is shorter.
- ✗ the object that is longer.



_____ can count pennies.



1 penny
1 cent
1¢



2 pennies
2 cents
2¢

Write how much.

1.



_____ ¢

2.



_____ ¢

3.



_____ ¢

4.



_____ ¢

5.




_____ ¢

knows the days of the week.

There are 7 days in 1 week.
I read a story each day.


Sunday, Monday, Tuesday, Wednesday, Thursday, Friday, Saturday




The first day of the week is Sunday.
The last day of the week is Saturday.

Complete each sentence.


1.

On _____ I read  .

2.

On _____ I read  .

3.

On _____ I read  .

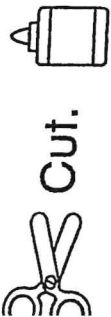
4.

On _____ I read  .


ame _____

A Brand-New Shell

A House for Hermit Crab
Months of the year



Cut. Glue in order.



| | | | | |
|---------|--|--|----------|--|
| January | | | April | |
| July | | | November | |



Write. What month comes...

before October? _____

after April? _____

before June? _____

after March? _____

Bonus: Write the month that your birthday is in. Then write the month that comes after it.

©The Mailbox® • Teacher's Helper® • TEC45061 • June/July 2012

| | | | |
|--------|----------|---------|-----------|
| June | February | May | September |
| August | March | October | December |

Name _____

Subtraction
Subtracting to 5

Lots of Bugs

Subtract.



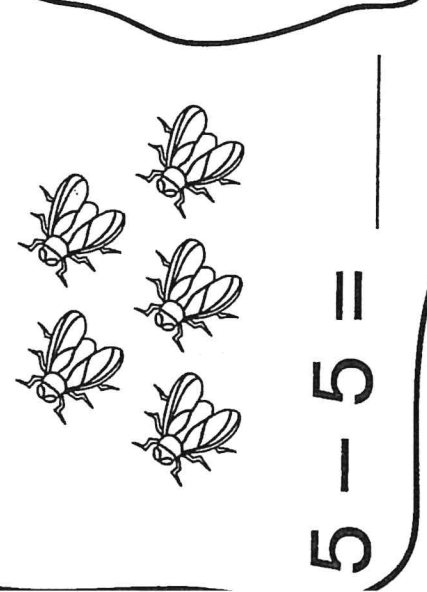
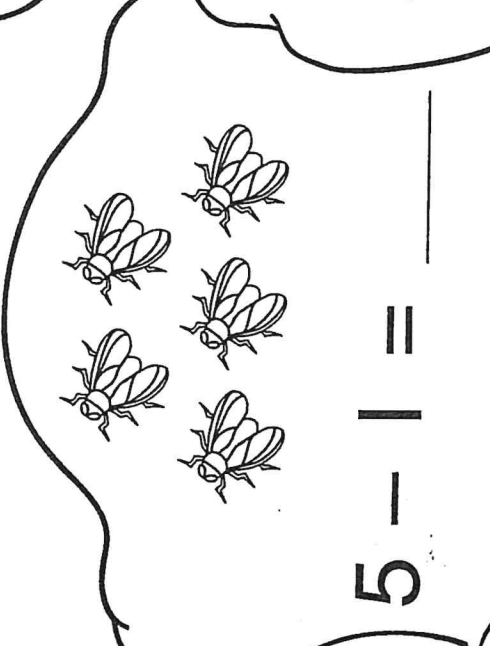
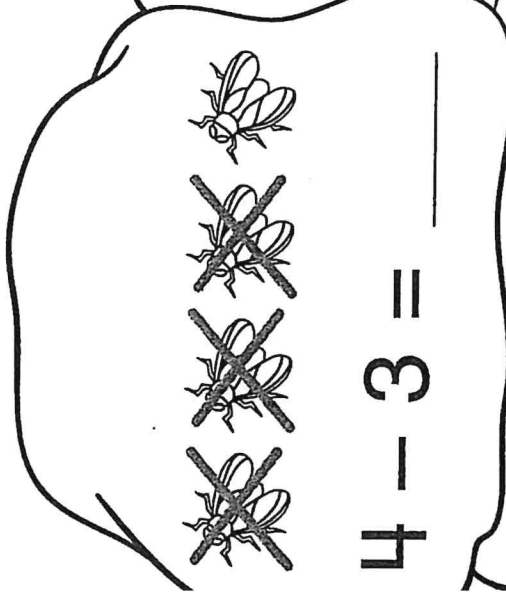
Cross out the  to help you.



$4 - 3 = \underline{\quad}$

$5 - 1 = \underline{\quad}$

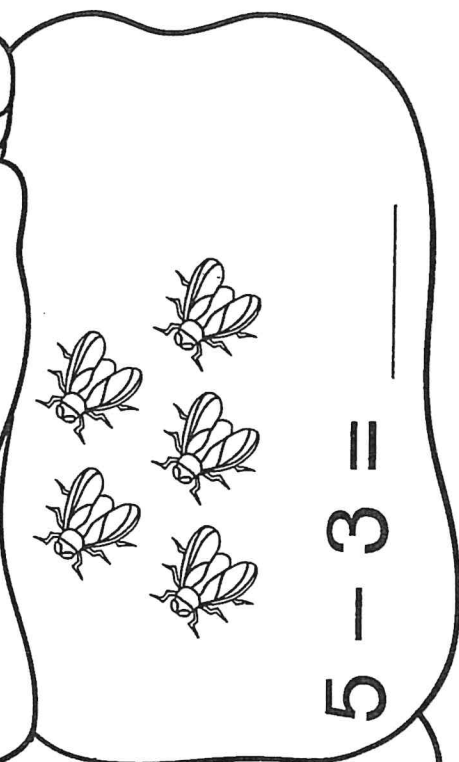
$3 - 0 = \underline{\quad}$



$5 - 5 = \underline{\quad}$

$4 - 2 = \underline{\quad}$

$5 - 3 = \underline{\quad}$





Name _____

Roasting Marshmallows

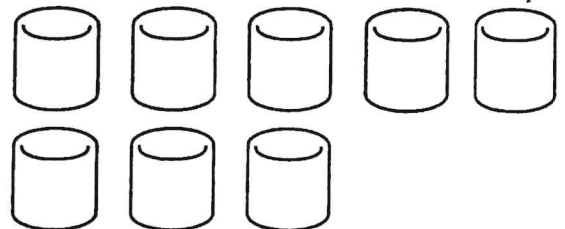
Subtract.




Cross out the  to help you.



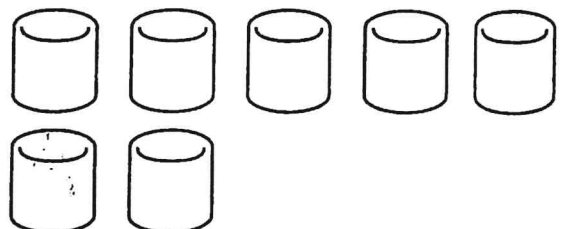
$$7 - 3 = \underline{\quad}$$




$$8 - 1 = \underline{\quad}$$




$$6 - 5 = \underline{\quad}$$



$$7 - 7 = \underline{\quad}$$




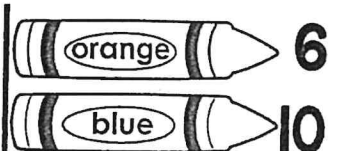
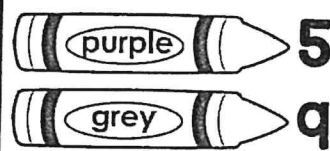
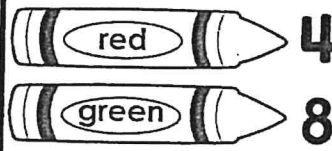
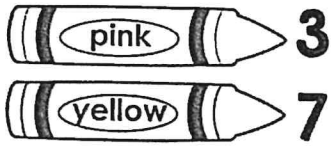
$$9 - 4 = \underline{\quad}$$



$$10 - 5 = \underline{\quad}$$

Color by Sum



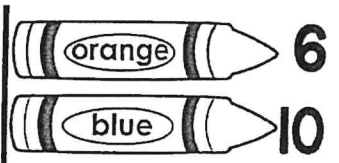
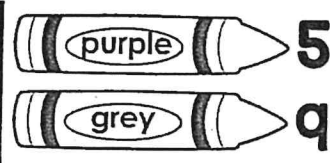
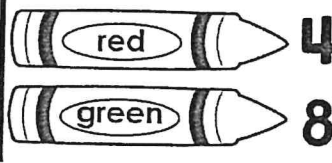
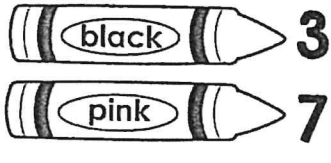
Name: _____



6+1, 3+4, 2+5, 0+7, 1+2, 3+3, 3+3, 0+7, 5+2, 1+6, 3+0, 2+1, 1+5, 2+2, 5+5, 5+3, 9+1, 4+6, 1+8, 7+3, 4+4, 1+3, 2+2, 7+2, 4+1, 5+4, 2+6, 4+6, 7+3, 9+0, 5+5, 8+2, 5+3, 9+1, 1+7, 0+8, 7+3, 0+8, 7+3

Color by Sum





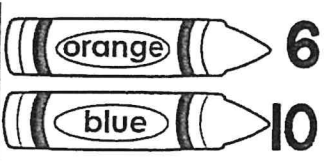
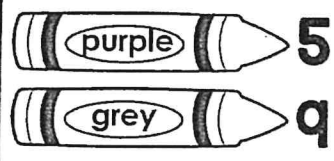
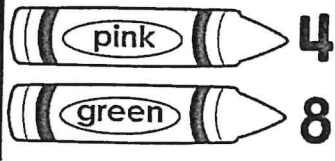
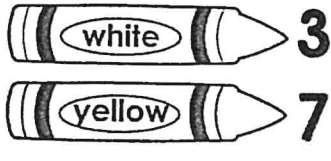
Name: _____



2+8
1+8
7+3
5+4
8+2
5+5
7+1
2+6
3+6
5+1
2+1
7+2
3+3
6+4
3+4
5+3
4+2
4+2
4+4
4+2
4+2
3+3
1+2
1+5
6+0
3+0
2+5
7+3
3+3
2+4
1+2
3+3
3+1
9+1
2+1
6+0
7+1
0+10
4+0
0+8
6+4
6+0
0+5
6+1
5+3
5+2
6+2
7+1
2+3
4+4
6+2
0+5
4+1
2+2
1+3
4+0
2+5
2+8
4+6
2+5
2+8

Color by Sum

Name: _____



4+3 1+3 4+0 2+5 2+2 0+4 1+6

1+7 2+8 4+4 3+7 4+6

8+2 5+3 1+8 4+5 0+8

2+1

9+1 4+5 7+2 2+7 5+5

3+0

3+7 3+6 6+2 2+3

6+4 1+4 4+4 10+0 3+5


3+3 3+4 2+4 5+1 0+7 3+3 2+4

Color by Difference

Name: _____



10



9



8




7




6



5



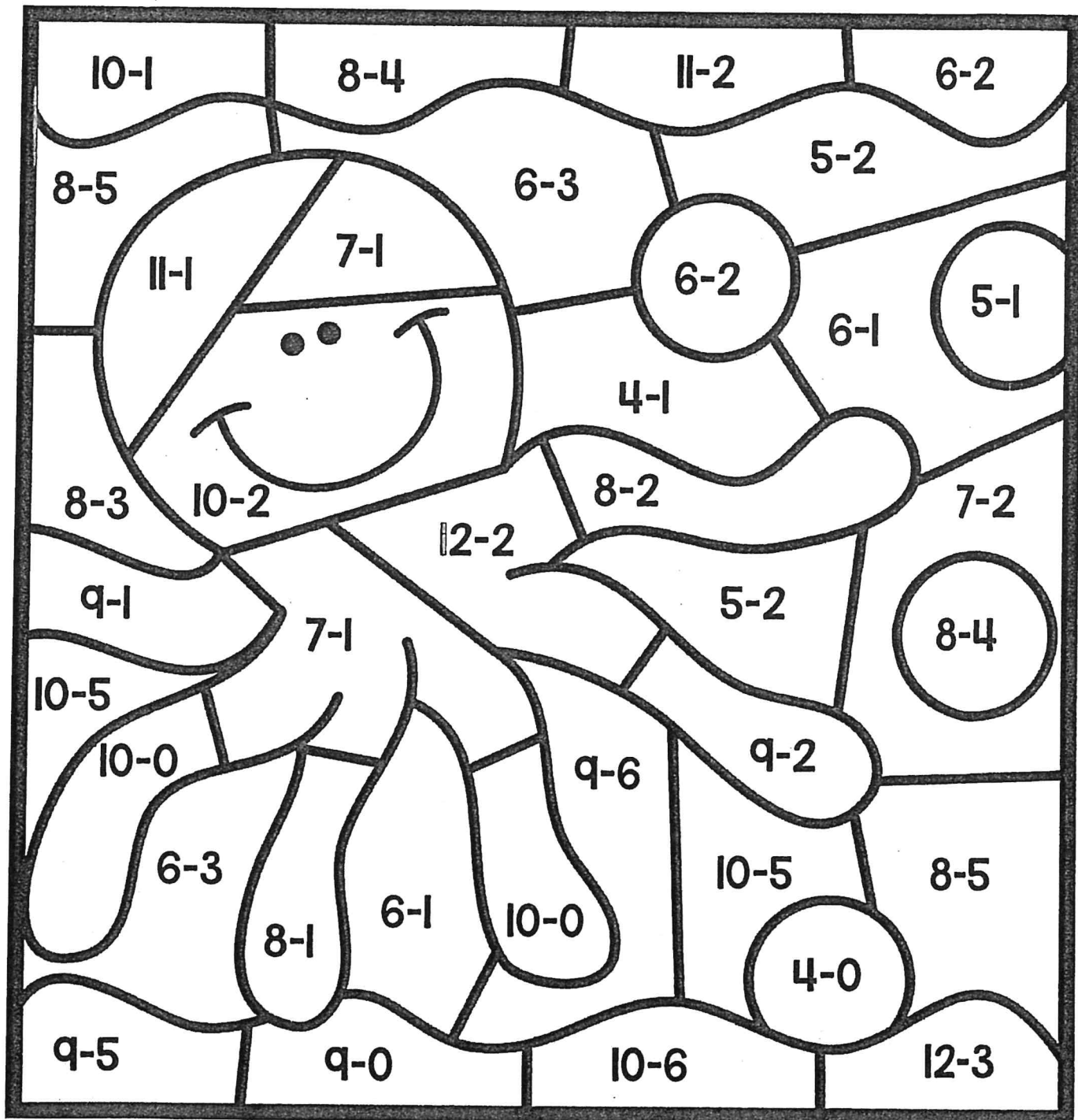
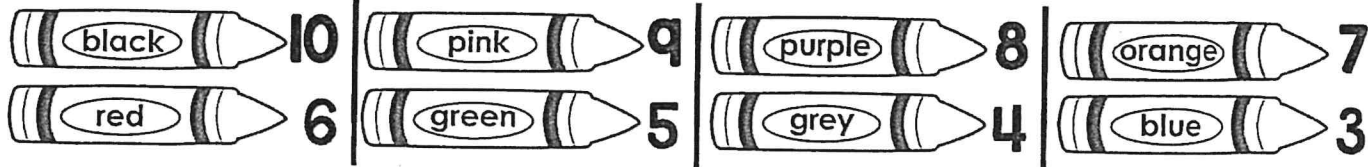
4



3


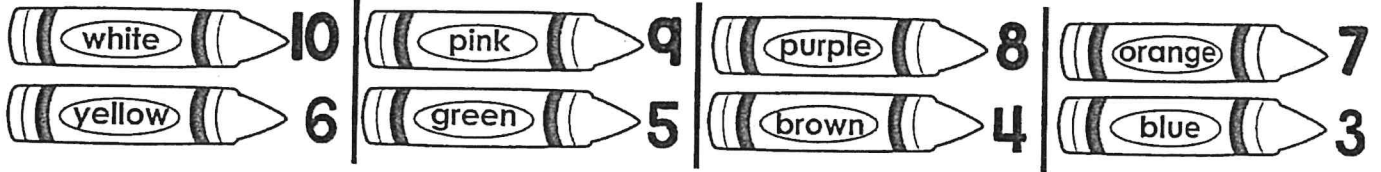
Color by Difference


Name: _____




Color by Difference

Name: _____





Kindergarten Sight Words by Month



September

the to
and a
I you
it in
said for
up look
is red

October

go we
little down
can see
not one
my me
big come
where orange

November

jump away
here help
make two
play run
find three
funny he
was yellow

December

that she
on they
but at
with all
there out
be have
am green

January

do did
what so
get like
this will
yes went
are now
no blue

February

came ride
into good
want too
pretty four
saw well
ran eat
who purple

March

new must
soon our
ate say
under please
of his
had him
her pink

April

some as
then could
when were
them ask
an over
just from
black white

May

any how
know put
take every
old by
after think
let going
walk brown